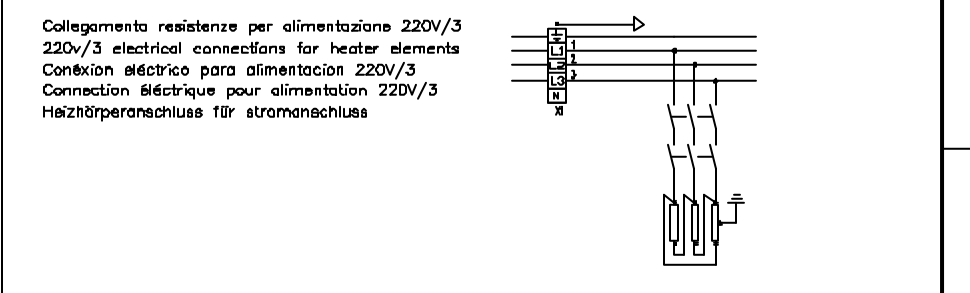
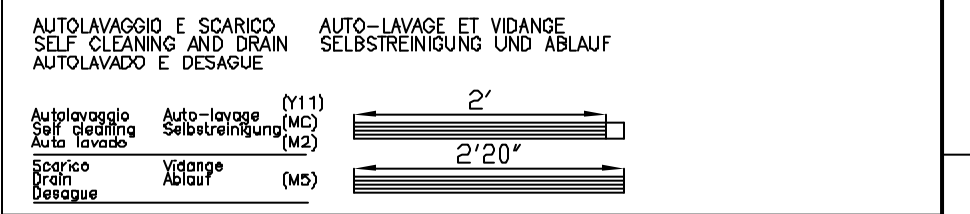
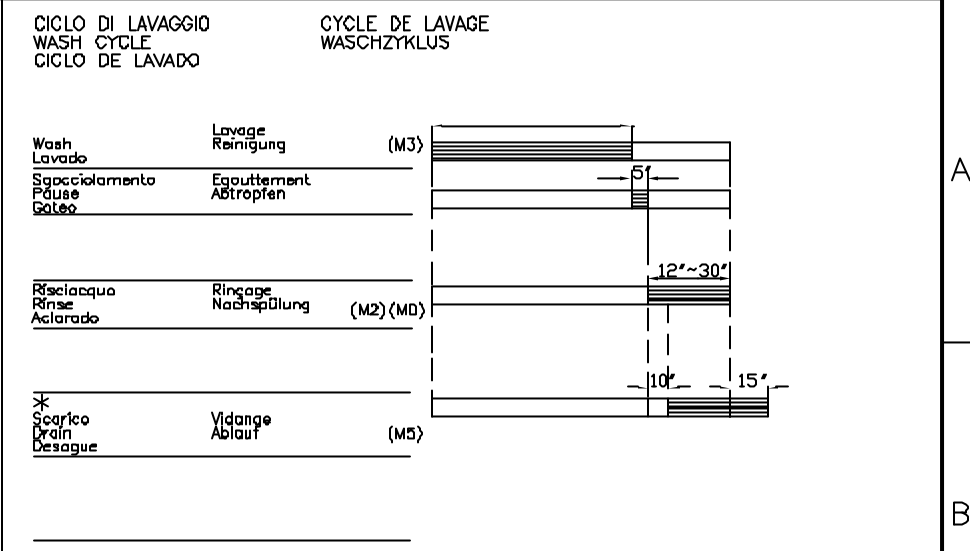
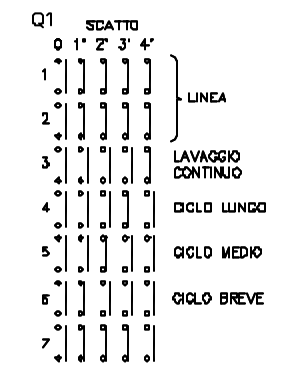
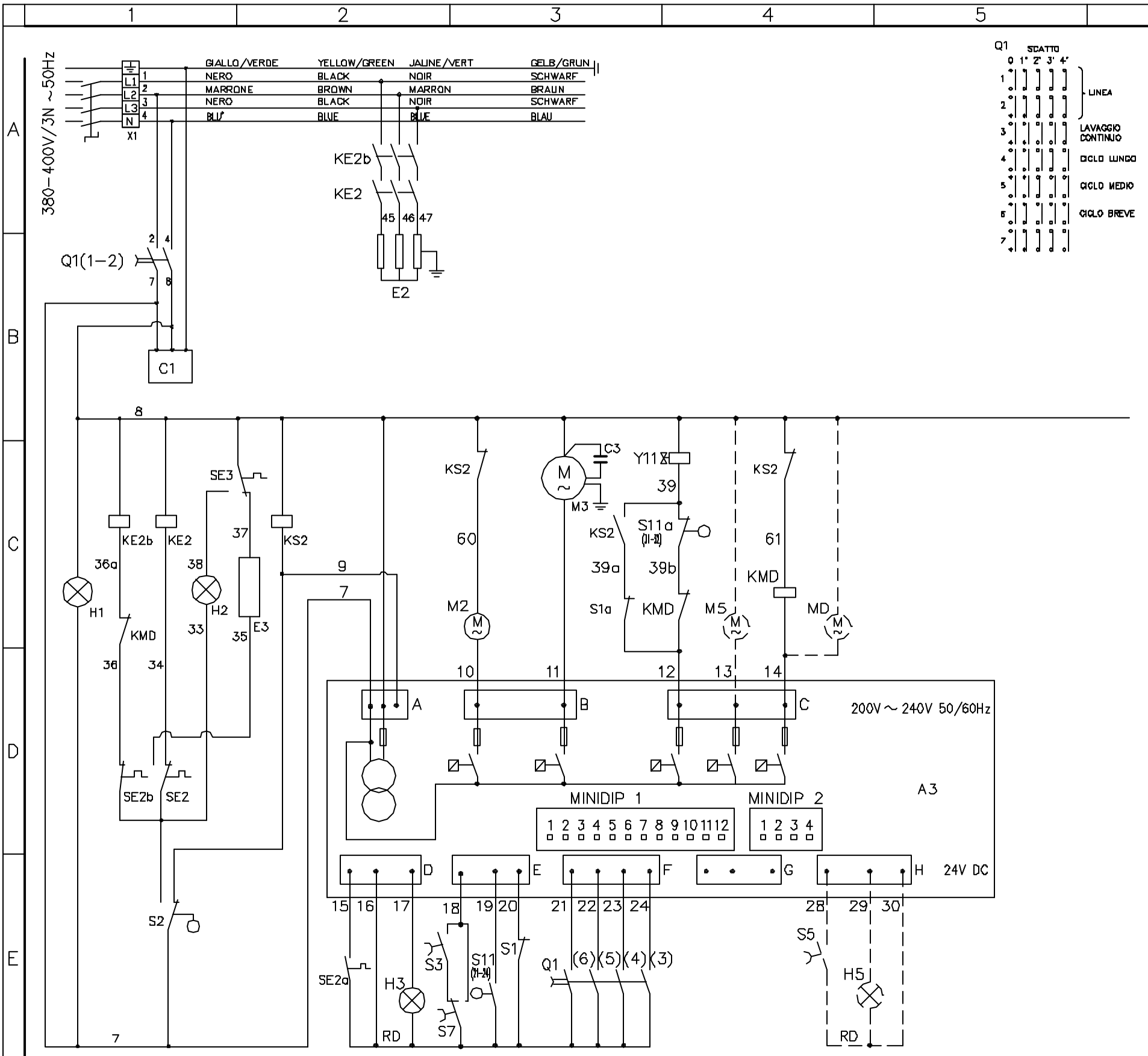


LO SCHEMA RAPPRESENTA LA MACCHINA IN CONDIZIONE DI SPENTO, VASCA VUOTA, PORTA CHIUSA.
 THE SCHEME REPRESENTS MACHINE OFF, TANK EMPTY, DOOR CLOSED.
 L'ESQUEMA REPRESENTA LA MAQUINA APAGADA, CUBA VACIA, PUERTA CERRADA.
 LE SCHEMA REPRESENTE LA MACHINE ETEINTE, CUVE VIDE, PORTE FERMEE.
 DIE ZEICHNUNG ZEIGT DIE MACHINE IN AUSGESCHALTETEN ZUSTAND, MIT LEEREM TANK UND GESCHLOSSEN TUR.

AVV.CICLO	RIGENERA.		TEMPI CICLO	
MINIDIP 1	MINIDIP 2		MINIDIP 3 4	
AUTOMATICO	ON	ATTIVA	ON	
MANUALE	OFF	DISATTIVA	OFF	
			90"/120"/180"	OFF ON

DATE	05/08/04	DRAWING	LC700 BT
SIGNATURE	M.Gardella		
LEGEND CODE	LgBFCG		NOTE
MOD.	<input checked="" type="checkbox"/> <input checked="" type="checkbox"/> <input checked="" type="checkbox"/>		
		ARCHIVE REF.	K:\doctec\schem1 el\C
		CODE N°	ELC00076

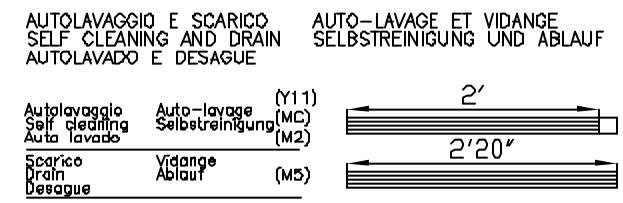
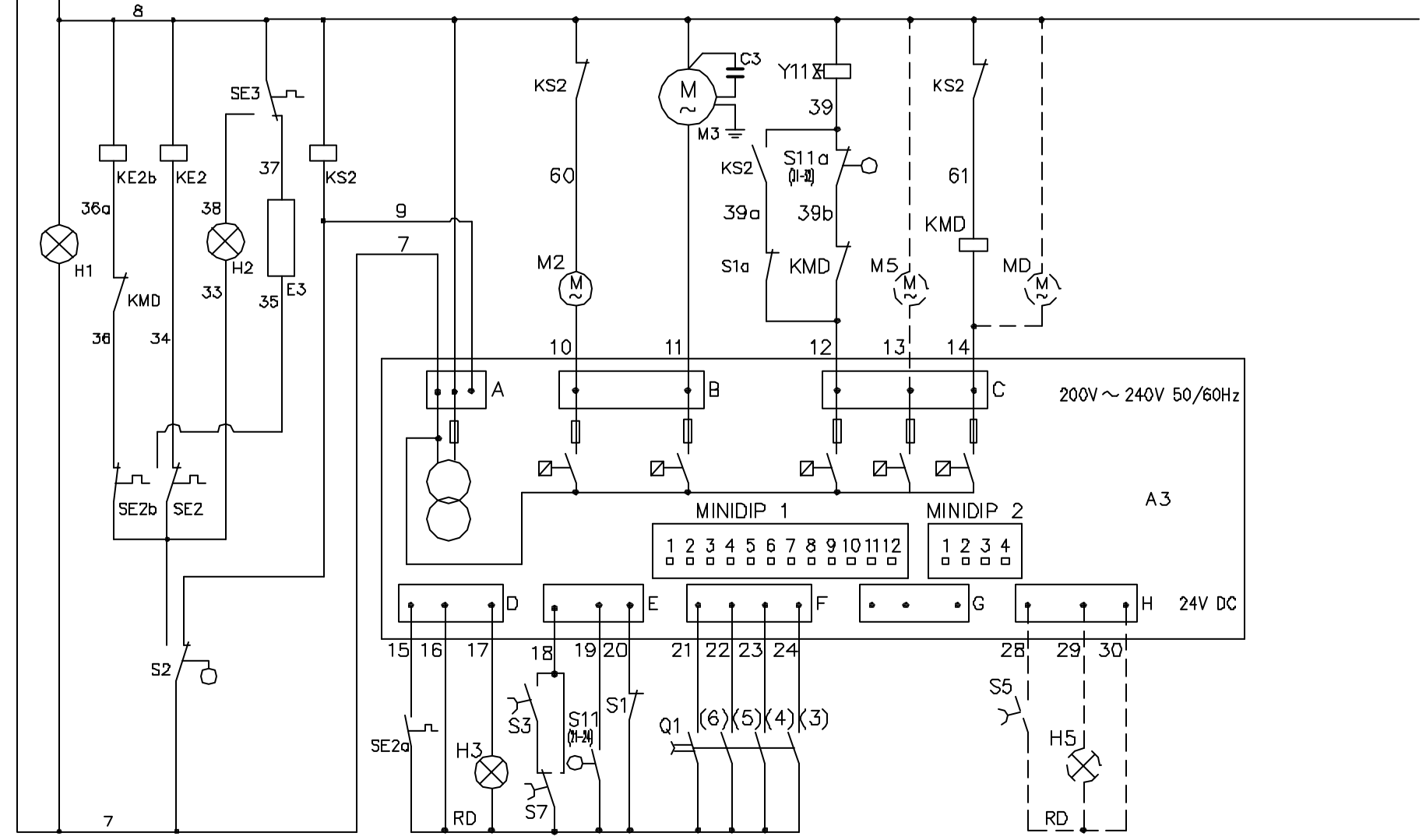
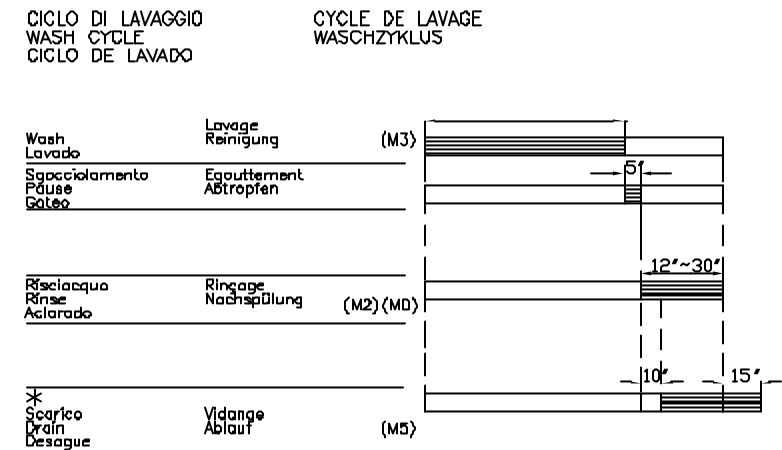
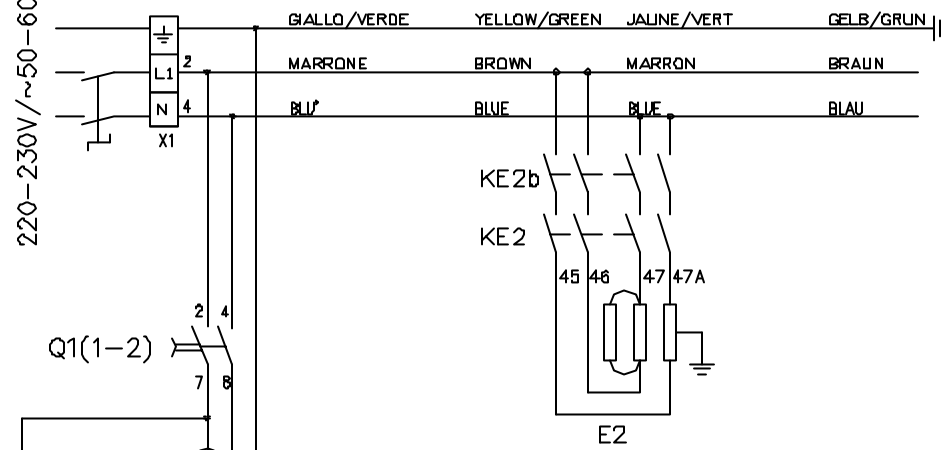


LO SCHEMA RAPPRESENTA LA MACCHINA IN CONDIZIONE DI SPENTO, VASCA VUOTA, PORTA CHIUSA.
 THE SCHEME REPRESENTS MACHINE OFF, TANK EMPTY, DOOR CLOSED.
 L'ESQUEMA REPRESENTA LA MAQUINA APAGADA, CUBA VACIA, PUERTA CERRADA.
 LE SCHEMA REPRESENTE LA MACHINE ETEINTE, CUVE VIDE, PORTE FERMEE.
 DIE ZEICHNUNG ZEIGT DIE MACHINE IN AUSGESCHALTETEN ZUSTAND, MIT LEEREM TANK UND GESCHLOSSEN TÜR.

MINIDIP 1										MINIDIP 2							
CICLO CORTO			CICLO MEDIO			CICLO LUNGO				PAUSA	RISCIACQUO		SIC.BOILER		RIGENERAZ.		
T.LAV.	MINIDIP		T.LAV.	MINIDIP		T.LAV.	MINIDIP			FISSA	TEMPO	MINIDIP	MODO	MIN	MODO	MIN	
	1	2	3	4	5	6	7	8	9			10	11	12		4	
LC700	67"	ON	OFF	ON	97"	ON	ON	ON	157"	ON	OFF	ON	OFF	ON	OFF	ON	OFF
										5"	12"	ON	ON	ATTIVA	ON	ON	
											18"	OFF	OFF	DISATTIVA	OFF	OFF	
											23"	ON	ON				
											30"	OFF	OFF				

DATA	20/06/02	SCHEMA:	LC700
FIRMA	O.Pastori	NOTE	BREAK TANK
Codice LEGENDA	LgBFCC	Codice Rif. Archivio	K:\doctec\schemi el\G
MOD.	VARIATO SCHEMA PER NUOVO BREAK TANK IN PLASTICA	29/10/02	OP
			N° CODICE
			ELC00044

220-230V/50-60Hz



LO SCHEMA RAPPRESENTA LA MACCHINA IN CONDIZIONE DI SPENTO, VASCA VUOTA, PORTA CHIUSA.
 THE SCHEME REPRESENTS MACHINE OFF, TANK EMPTY, DOOR CLOSED.
 L'ESQUEMA REPRESENTA LA MAQUINA APAGADA, CUBA VACIA, PUERTA CERRADA.
 LE SCHEMA REPRESENTE LA MACHINE ETEINTE, CUVE VIDE, PORTE FERMEE.
 DIE ZEICHNUNG ZEIGT DIE MACHINE IN AUSGESCHALTETEN ZUSTAND, MIT LEEREM TANK UND GESCHLOSSEN TÜR.

MINIDIP 1									MINIDIP 2				
CICLO CORTO			CICLO MEDIO			CICLO LUNGO			PAUSA	RISCIACQUO	SIC.BOILER	RIGENERAZ.	
T.LAV.	MINIDIP		T.LAV.	MINIDIP		T.LAV.	MINIDIP		FISSA	TEMPO	MINIDIP	MODO	MIN
	1	2	3	4	5	6	7	8	10	11	12		4
LC700	67"	ON	OFF	ON	97"	ON	ON	ON	157"	ON	OFF	ON	ON
									5"	12"	ON	ATTIVA	ON
										18"	OFF	DISATTIVA	OFF
										23"	ON		
										30"	OFF		

DATA	20/06/02	SCHEMA:	LC700	Codice Rif. Archivio
FIRMA	O.Pastori		MONOFASE	
Codice LEGENDA	LgBFCC	NOTE	BREAK TANK	K:\doctec\schemi el\G
MOD.	VARIATO SCHEMA PER NUOVO BREAK TANK IN PLASTICA	29/10/02	OP	N° CODICE
				ELC00045

	LEGENDA SCHEMI MACCHINE A CICLO COMPONENT LEGEND FOR UNDERCOUNTER MACHINES LEGENDA SCHEMA MACHINES A CYCLE LEGENDE SCHEMA FÜR PROGRAMM-AUTOMATEN LEGENDA ESQUEMAS MAQUINAS A CICLO	LgBFCG
--	-----------------------------------------------------------------------------------------------------------------------------------------------------------------------------------------------------------------------------------	---------------

A1 SCHEDA COMANDI CONTROL CONSOLE FICHA DE MANDOS	FICHE COMMANDES E-TAFEL
A2 SCHEDA POTENZA PRINTED CIRCUIT BOARD FICHA DE POTENCIA	FICHE PUISSANCE LEISTUNGSTAFEL
A3 TIMER ELETTRONICO ELECTRONIC TIMER TIMER ELECTRONICO	PROGRAMMATEUR ELETTRONIQUE ELEKTRONISCHER PROGRAMMSCHALTER
B2 SONDA TEMPERATURA BOILER DRILL FOR BOILER TEMPERATURE SONDA TEMPERATURA BOILER	SONDE TEMPERATURE SURCHAUFFEUR FÜLER FÜR BOILERTEMPERATUR
B3 SONDA TEMPERATURA VASCA DRILL FOR TANK TEMPERATURE SONDA TEMPERATURA CUBA	SONDE TEMPERATURE CUVE FÜLER FÜR TANKTEMPERATUR
B3a SONDA LIVELLO VASCA DRILL FOR TANK LEVEL SONDA NIVEL CUBA	SONDE NIVEL CUVE FÜLER FÜR TANKNIVEAU
B3b SONDA LIVELLO MASSIMO VASCA DRILL FOR MAX TANK LEVEL SONDA NIVEL MAXIMO CUBA	SONDE NIVEL MAX CUVE FÜLER FÜR MAX.TANKNIVEAU
C1 FILTRO ANTIDISTURBI NOISE FILTER FILTRE ANTIPARASITOS	FILTRE ANTI-DERANGEMENT ENTSTÖRTFILTER
C3 CONDENSATORE POMPA LAVAGGIO WASH PUMP CONDENSER CONDENSADOR BOMBA LAVADO	CONDENSEUR POMPE LAVAGE KONDENSATOR FÜR WASCHPUMPE
D3 TIMER CICLO DI LAVAGGIO D3a WASH CYCLE TIMER TIMER CICLO DE LAVADO	PROGRAMMATEUR CYCLE DE LAVAGE PROGRAMMSCHALTER FÜR WASCHZYKLUS
D4 TIMER RIGENERAZIONE REGENERATION TIMER TIMER REGENERACION	PROGRAMMATEUR REGENERATION PROGRAMMSCHALTER FÜR REGENERIERUNG
D5 TIMER POMPA DI SCARICO DRAIN PUMP TIMER TIMER BOMBA DESAGUE	PROGRAMMATEUR POMPE VIDANGE PROGRAMMSCHALTER FÜR ABLAUFPUMPE
E2 RESISTENZA BOILER BOILER HEATER RESISTENCIA BOILER	RESISTANCE SURCHAUFFEUR BOILERHEIZKÖRPER
E3 RESISTENZA VASCA TANK HEATER RESISTENCIA CUBA	RESISTANCE CUVE TANKHEIZKÖRPER
F FUSIBILE DI LINEA F1 MAIN FUSE FUSIBLE DE LINEA	FUSIBLE DE LIGNE HAUPT SCHMELTZSICHERUNG
F2 TERMICA POMPA RISCIAQUO RINSE PUMP OVERLOAD RELAY	THERMIQUE POMPE RINÇAGE ÜBERSTROMAUSLÖSER FÜR NACHSPÜLPUMPE

File	I	L						
LgBFCG.DOC	22/01/01	07/03/01						

	LEGENDA SCHEMI MACCHINE A CICLO COMPONENT LEGEND FOR UNDERCOUNTER MACHINES LEGENDA SCHEMA MACHINES A CYCLE LEGENDE SCHEMA FÜR PROGRAMM-AUTOMATEN LEGENDA ESQUEMAS MAQUINAS A CICLO	LgBFCG
--	-----------------------------------------------------------------------------------------------------------------------------------------------------------------------------------------------------------------------------------	---------------

TERMICO PROTECCION MOTOR BOMBA ACLARADO

F3 TERMICA POMPA LAVAGGIO F3a WASH PUMP OVERLOAD RELAY TERMICO PROTECCION MOTOR BOMBA LAVADO	THERMIQUE POMPE LAVAGE ÜBERSTROMAUSLÖSER FÜR WASCHPUMPE
FA FUSIBILE SCHEDE ELETTRONICA PRINTED CIRCUIT FUSE FUSIBLE DE FICHA	FUSIBLE DE FICHE SCHMELTZSICHERUNG FÜR E-TAFEL
FT1 FUSIBILE TRASFORMATORE FT1a TRANSFORMER FUSE FT1b FUSIBLE TRANSFORMADOR	FUSIBLE TRANSFORMATEUR SCHMELTZSICHERUNG FÜR TRANSFORMATOR
FKE2 FUSIBILI RESISTENZA BOILER BOILER HEATER FUSES FUSIBLES DE RESISTENCIA BOILER	FUSIBLES DE RESISTENCE SURCHAUFFEUR SCHMELTZSICHERUNGEN FÜR BOILERHEIZKÖRPER
FKE3 FUSIBILI RESISTENZA VASCA TANK HEATER FUSES FUSIBLES DE RESISTENCIA CUBA	FUSIBLES DE RESISTENCE CUVE SCHMELTZSICHERUNGEN FÜR TANKHEIZKÖRPER
G1 ALIMENTATORE FEED TRANSFORMER ALIMENTADOR	ALIMENTATEUR SPEISEAPPARAT
H1 LAMPADA SPIA MACCHINA ACCESA MACHINE ON INDICATOR LAMP LUZ PILOTO MAQUINA CONECTADA	LAMPE TEMOIN MACHINE SOUS TENSION KONTROLLAMPE MACHINE AN
H2 LAMPADA SPIA MACCHINA PRONTA MACHINE READY INDICATOR LAMP LUZ PILOTO MAQUINA PREPARADA	LAMPE TEMOIN MACHINE PRETE KONTROLLAMPE MACHINE BEREIT
H3 LAMPADA SPIA MACCHINA IN FUNZIONE MACHINE RUNNING INDICATOR LAMP LUZ PILOTO MAQUINA FUNCIONANDO	LAMPE TEMOIN MACHINE EN FONCTIONNEMENT KONTROLLAMPE MACHINE IN BETRIEB
H4 LAMPADA SPIA RIGENERAZIONE REGENERATION INDICATOR LAMP LUZ PILOTO REGENERACION	LAMPE TEMOIN REGENERATION KONTROLLAMPE REGENERIERUNG
H5 LAMPADA SPIA POMPA DI SCARICO DRAIN PUMP INDICATOR LAMP LUZ PILOTO BOMBA DESAGUE	LAMPE TEMOIN POMPE VIDANGE KONTROLLAMPE FÜR ABLAUFPUMPE
H6 LAMPADA RISCIAQUO SUPPLEMENTARE SUPPLEMENTARY RINSE INDICATOR LAMP LUZ PILOTO ACLARADO SUPLEMENTARIO	LAMPE TEMOIN RINÇAGE SUPPLEMENTAIRE KONTROLLAMPE FÜR ZUSÄTZLICHE NACHSPÜLUNG
H7 LAMPADA SPIA AVVIAMENTO AUTOMATICO AUTOMATIC START INDICATOR LAMP LUZ PILOTO INICIO CICLO AUTOMATICO	LAMPE TEMOIN DEMARRAGE AUTOMATIQUE KONTROLLAMPE AUTOMATISCHER START
H7a LAMPADA SPIA AVVIAMENTO MANUALE MANUAL START INDICATOR LAMP LUZ PILOTO INICIO CICLO MANUAL	LAMPE TEMOIN DEMARRAGE MANUEL KONTROLLAMPE MANUELLER START
H8 LAMPADA SPIA ALZO/ABBASSO CAPOT LIFT/LOWER HOOD INDICATOR LAMP	LAMPE TEMOIN DE MONT.ET DESC.CAPOT KONTROLLAMPE FÜR HAUBEN HEBUNG/SENKUNG

I	L						
22/01/01	07/03/01						

	LEGENDA SCHEMI MACCHINE A CICLO COMPONENT LEGEND FOR UNDERCOUNTER MACHINES LEGENDA SCHEMA MACHINES A CYCLE LEGENDE SCHEMA FÜR PROGRAMM-AUTOMATEN LEGENDA ESQUEMAS MAQUINAS A CICLO	LgBFCG
--	-----------------------------------------------------------------------------------------------------------------------------------------------------------------------------------------------------------------------------------	---------------

LUZ PILOTO APERTURA/CIERRE CAMPANA

H9 LAMPADA SPIA CICLO SELEZIONATO CYCLE SELECTED INDICATOR LAMP LUZ PILOTO CICLO SELEZIONADO	LAMPE TEMOIN CYCLE SELECTIONNE' KONTROLLAMPE FÜR GEWÄHLTEN ZYKLUS
H13 LAMPADA AUTOLAVAGGIO AUTOWASH PHASE INDICATOR LAMP LUZ PILOTO CICLO AUTO LIMPIEZA	LAMPE TEMOIN CICLE AUTOLAVAGE FINAL KONTROLLAMPE FÜR SELBSTSPÜLUNG
Hb SEGNALATORE ACUSTICO MANCANZA ALIMENTAZIONE IDRICA ACOUSTIC ALARM FOR WATER INLET SHORTAGE ALARMA ACUSTICA FALTA ALIMENTACION AGUA	SIGNAL ACOUSTIQUE MANQUE ARRIVEE D'EAU AKUSTISCHES SIGNAL FÜR WASSERZULAUFMANGEL
K1 RELE' GENERALE MAIN RELAY RELE' GENERAL	RELAIS GENERAL HAUPTRELAIS
KE2 Teleruttore/rele' resistenza boiler BOILER HEATER CONTACTOR/RELAY CONTACTOR/RELE' RESISTENCIA BOILER	CONTACTEUR/RELAIS RESISTANCE SURCHAUFFEUR SCHALTSCHUTZ/RELAIS FÜR BOILERHEIZUNG
KE2b Teleruttore sicurezza resistenza boiler BOILER HEATER SAFETY CONTACTOR CONTACTOR SEGURIDAD RESISTENCIA BOILER	CONTACTEUR SECURITE' RESISTANCE SURCHAUFFEUR SICHEREITSCHALTSCHUTZ FÜR BOILERHEIZUNG
KE3 Teleruttore/rele' resistenza vasca TANK HEATER CONTACTOR/RELAY CONTACTOR/RELE' RESISTENCIA CUBA	CONTACTEUR/RELAIS RESISTANCE CUVE SCHALTSCHUTZ/RELAIS FÜR TANKHEIZUNG
KE3b Teleruttore sicurezza resistenza vasca TANK HEATER SAFETY CONTACTOR CONTACTOR SEGURIDAD RESISTENCIA CUBA	CONTACTEUR SECURITE' RESISTANCE CUVE SICHEREITSCHALTSCHUTZ FÜR TANKHEIZUNG
KH2 RELE' MACCHINA PRONTA MACHINE READY RELAY RELE' MAQUINA PREPARADA	RELAIS MACHINE PRETE RELAIS MACHINE BEREIT
KM2 Teleruttore pompa risciacquo RINSE PUMP CONTACTOR CONTACTOR BOMBA ACLARADO	CONTACTEUR POMPE RINÇAGE SCHALTSCHUTZ FÜR NACHSPÜLPUMPE
KM3 Teleruttore pompa lavaggio KM3a WASH PUMP CONTACTOR CONTACTOR BOMBA LAVADO	CONTACTEUR POMPE LAVAGE SCHALTSCHUTZ FÜR WASCHPUMPE
KM8 RELE' SALITA CAPOT LIFT HOOD RELAY RELE ABERTURA CAMPANA	RELAIS DE MONTER CAPOTE RELAIS FÜR HAUBEN HEBUNG
KMC RELE' DOSATORE SANITIZZANTE SANITIZER DISPENSER MICROSWITCH RELAY RELE DOSIFICADOR DESINFECTANTE	RELAIS POUR DOSEUR DESENFECTANT RELAIS FÜR SANITISIERUNGSDOSIERER
KS1 RELE' MICRO PORTA DOOR MICROSWITCH RELAY RELE MICRO PUERTA	RELAIS POUR MICROINTERRUPTEUR PORTE RELAIS FÜR TÜR MIKROSCHALTER
KS2 RELE' SICOTRONIC KS3 SICOTRONIC RELAY	RELAIS SICOTRONIC RELAIS FÜR SICOTRONIC

	I	L						
	22/01/01	07/03/01						

	LEGENDA SCHEMI MACCHINE A CICLO COMPONENT LEGEND FOR UNDERCOUNTER MACHINES LEGENDA SCHEMA MACHINES A CYCLE LEGENDE SCHEMA FÜR PROGRAMM-AUTOMATEN LEGENDA ESQUEMAS MAQUINAS A CICLO	LgBFCG
--	-----------------------------------------------------------------------------------------------------------------------------------------------------------------------------------------------------------------------------------	---------------

RELE' SICOTRONIC

KY8a RELE' DISCESA CAPOT LOWER HOOD RELAY RELE CIERRE CAMPANA	RELAIS DESCENTE CAPOTE RELAIS FÜR HAUBEN SENKUNG
M2 POMPA RISCIAQUO RINSE BOOSTER PUMP BOMBA ACLARADO	POMPE RINÇAGE NACHSPÜLPUMPE
M3 POMPA LAVAGGIO M3a WASH PUMP BOMBA LAVADO	POMPE DE LAVAGE WASCHPUMPE
M5 POMPA DI SCARICO DRAIN PUMP BOMBA DESAGUE	POMPE VIDANGE ABLAUFPUMPE
M8 POMPA SALITA CAPOT LIFT HOOD PUMP BOMBA APERTURA CAMPANA	POMPE DE MONTER CAPOTE PUMPE FÜR HAUBEN HEBUNG
MB DOSATORE BRILLANTANTE RINSE-AID DISPENSER DOSIFICADOR DE ABRILLANTADOR	DOSEUR PRODUIT DE RINÇAGE GLANZMITTELDOSIERER
MC DOSATORE SANITIZZANTE SANITIZER DISPENSER DOSIFICADOR DESINFECTANTE	DOSEUR DESENFECTANT SANITISIERUNGSDOSIERER
MD DOSATORE DETERSIVO DETERGENT DISPENSER DOSIFICADOR DETERGENTE	DOSEUR DETERGENT SPÜLMITTELDOSIERER
P2 TERMOMETRO DIGITALE BOILER BOILER DIGITAL THERMOMETER TERMOMETRO DIGITAL BOILER	THERMOMETRE DIGITAL SURCHAUFFEUR BOILER THERMOMETER MIT DIGITALER ANZEIGE
P3 TERMOMETRO DIGITALE VASCA TANK DIGITAL THERMOMETER TERMOMETRO DIGITAL CUBA	THERMOMETRE DIGITAL CUVE TANK THERMOMETER MIT DIGITALER ANZEIGE
Q1 INTERRUTTORE GENERALE MAIN SWITCH INTERRUPTOR GENERAL	INTERRUPTEUR GENERAL HAUPT SCHALTER
Q3 INTERRUTTORE LAVAGGIO CONTINUO CONTINUOUS WASH SWITCH INTERRUPTOR LAVADO CONTINUO	INTERRUPTEUR LAVAGE CONTINU SCHALTER FÜR DAUERPROGRAMM
QMC INTERRUTTORE DOSATORE SANITIZZANTE SANITIZER DISPENSER SWITCH INTERRUPTOR DOSIFICADOR DESINFECTANTE	INTERRUPTEUR POUR DOSEUR DESENFECTANT SCHALTER FÜR SANITISIERUNGSDOSIERER
R2 REGOLAZIONE TEMPERATURA BOILER BOILER TEMPERATURE REGULATOR REGULACION TEMPERATURA BOILER	REGLAGE TEMPERATURE SURCHAUFFEUR EINSTELLUNG BOILER TEMPERATUR
R3 REGOLAZIONE TEMPERATURA VASCA TANK TEMPERATURE REGULATOR	REGLAGE TEMPERATURE CUVE EINSTELLUNG TANK TEMPERATUR

	I	L						
	22/01/01	07/03/01						

	LEGENDA SCHEMI MACCHINE A CICLO COMPONENT LEGEND FOR UNDERCOUNTER MACHINES LEGENDA SCHEMA MACHINES A CYCLE LEGENDE SCHEMA FÜR PROGRAMM-AUTOMATEN LEGENDA ESQUEMAS MAQUINAS A CICLO	LgBFCG
--	-----------------------------------------------------------------------------------------------------------------------------------------------------------------------------------------------------------------------------------	---------------

REGULACION TEMPERATURA CUBA

R3a REGOLAZIONE TEMPO DI RISCIAQUO RINSE SET TIME REGULATOR REGULACION TIEMPO ACLARADO	REGLAGE TEMP RINÇAGE EINSTELLUNG NACHSPÜLZEIT
R5 REGOLAZIONE TEMPO DI SCARICO DRAIN SET TIME REGULATOR REGULACION TIEMPO DESAGUE	REGLAGE TEMP VIDANGE EINSTELLUNG ABLAUFZEIT
R12 REGOLAZIONE TEMPO DI PRERISCIAQUO PRE RINSE SET TIME REGULATOR REGULACION TIEMPO PRE ACLARADO	REGLAGE TEMP PRE RINÇAGE EINSTELLUNG VORNACHSPÜLZEIT
RD REGOLAZIONE DETERSIVO DETERGENT REGULATOR REGULACION DETERGENTE	REGLAGE DETERGENT SPÜLMITTELEINSTELLUNG
S1 MICROINTERRUTTORE PORTA S1a DOOR MICROSWITCH MICROINTERRUPTOR PUERTA	MICROINTERRUPTEUR PORTE TÜR MIKROSCHALTER
S1b MICROINTERRUTTORE DI SICUREZZA PORTA S1ab SAFETY DOOR MICROSWITCH MICROINTERRUPTOR DE SEGURIDAD PUERTA	MICROINTERRUPTEUR DE SECURITE' PORTE TÜR SICHEREITMIKROSCHALTER
S2 PRESSOSTATO VASCA TANK PRESSURE SWITCH INTERRUPTOR DE NIVEL CUBA	PRESSOSTAT CUVE NIVEAUREGLER FÜR TANK
S2b PRESSOSTATO SICUREZZA ALIMENTAZIONE IDRICA WATER INLET SAFETY PRESSURE SWITCH INTERRUPTOR DE NIVEL SEGURIDAD ALIMENTACION AGUA	PRESSOSTAT SECURITE' ARRIVEE EAU SICHEREITSNIVEAUREGLER FÜR WASSERZULAUF
S3 PULSANTE AVVIO CICLO START PUSH BUTTON PULSADOR INICIO CICLO	BOUTON DEMARRAGE STARTTASTE
S3a PULSANTE LAVAGGIO CONTINUO CONTINUOUS WASH PUSH BUTTON PULSADOR LAVADO CONTINUO	BOUTON LAVAGE CONTINU TASTE FÜR DAUERPROGRAMM
S4 PULSANTE RIGENERAZIONE REGERATION PUSH BUTTON PULSADOR REGENERACION	BOUTON REGENERATION REGENERIERUNGSTASTE
S5 PULSANTE POMPA DI SCARICO DRAIN PUMP PUSH BUTTON PULSADOR BOMBA DESAGUE	BOUTON POMPE VIDANGE DRUCKTASTE FÜR ABLAUFPUMPE
S6 PULSANTE RISCIAQUO SUPPLEMENTARE SUPPLEMENTARY RINSE PUSH BUTTON PULSADOR ACLARADO SUPLEMENTARIO	BOUTON RINÇAGE SUPPLEMENTAIRE DRUCKTASTE FÜR ZUSÄTZLICHE NACHSPÜLUNG
S7 PULSANTE SELEZIONE AUTOMATICO/MANUALE MANUAL/AUTOMATIC SELECT PUSH BUTTON PULSADOR SELECTIVO AUTOMATICO/MANUAL	BOUTON SELECTEUR AUTOMATIQUE/MANUEL WÄHLER AUTOMATISCHER-MANUELLER START
S8 PRESSOSTATO LIVELLO MASSIMO CILINDRO CYLINDER MAXIMUM LEVEL PRESSURE SWITCH	PRESSOSTAT LEVEL MAXIMUM EAU CYLINDRE NIVEAUREGLER FÜR HÖCHSTWASSERSTAND ZYLINDER

I	L						
22/01/01	07/03/01						

	LEGENDA SCHEMI MACCHINE A CICLO COMPONENT LEGEND FOR UNDERCOUNTER MACHINES LEGENDA SCHEMA MACHINES A CYCLE LEGENDE SCHEMA FÜR PROGRAMM-AUTOMATEN LEGENDA ESQUEMAS MAQUINAS A CICLO	LgBFCG
--	-----------------------------------------------------------------------------------------------------------------------------------------------------------------------------------------------------------------------------------	---------------

INTERRUPTOR DE NIVEL MAXIMO CILINDRO

S9 PULSANTE SELEZIONE CICLO CYCLE SELECT PUSH BUTTON PULSADOR SELECTIVO CICLO	BOUTON SELECTEUR CYCLE ZYKLUSWÄHLER
S11 GALLEGGIANTE A REED LIVELLO MINIMO BREAK TANK BREAK TANK MINIMUM LEVEL FLOAT REED FLOTADOR A REED NIVEL MINIMO BREAK TANK	FLOTTEUR A REED NIVEAU MINIMUM BREAK TANK SCHWIMMER MIKROSCHALTER FÜR MINDESTWASSERSTAND B.T.
S11a PRESSOSTATO LIVELLO MASSIMO BREAK TANK BREAK TANK MAXIMUM LEVEL PRESSURE SWITCH INTERRUPTOR DE NIVEL MAXIMO BREAK TANK	PRESSOSTAT LEVEL MAXIMUM BREAK TANK NIVEAUREGLER FÜR HÖCHSTWASSERSTAND B.T.
S11ab PRESSOSTATO SICUREZZA LIVELLO MASSIMO BREAK TANK BREAK TANK MAXIMUM LEVEL SAFETY PRESSURE SWITCH INTERRUPTOR DE NIVEL MAXIMO DE SEGURIDAD BREAK TANK	PRESSOSTAT SECURITE' LEVEL MAXIMUM BREAK TANK SICHEREITSNIVEAUREGLER FÜR HÖCHSTWASSERSTAND B.T.
S12 PRESSOSTATO PRERISCIACQUO PRE RINSE PRESSURE SWITCH INTERRUPTOR DE NIVEL PRE ACLARADO	PRESSOSTAT PRE RINÇAGE NIVEAUREGLER FÜR VORNACHSPÜLUNG
S13 PULSANTE AUTOLAVAGGIO AUTOWASH PHASE PUSH BUTTON PULSADOR CICLO AUTO LIMPIEZA	BOUTON CICLE AUTOLAVAGE FINAL DRUCKTASTE FÜR SELBSTSPÜLUNG
SE2 TERMOSTATO RESISTENZA BOILER SE2a BOILER HEATER THERMOSTAT TERMOSTATO RESISTENCIA BOILER	THERMOSTAT RESISTANCE SURCHAUFFEUR BOILERHEIZKÖRPERTHERMOSTAT
SE2b TERMOSTATO SICUREZZA RESISTENZA BOILER SE2ab BOILER HEATER SAFETY THERMOSTAT TERMOSTATO SEGURIDAD RESISTENCIA BOILER	THERMOSTAT SECURITE' RESISTANCE SURCHAUFFEUR SICHEREITHTHERMOSTAT FÜR BOILERHEIZKÖRPER
SE3 TERMOSTATO RESISTENZA VASCA SE3a TANK HEATER THERMOSTAT TERMOSTATO RESISTENCIA CUBA	THERMOSTAT RESISTANCE CUVE TANKHEIZKÖRPERTHERMOSTAT
SE3b TERMOSTATO SICUREZZA RESISTENZA VASCA SE3ab TANK HEATER SAFETY THERMOSTAT TERMOSTATO SEGURIDAD RESISTENCIA CUBA	THERMOSTAT SECURITE' RESISTANCE CUVE SICHEREITHTHERMOSTAT FÜR TANKHEIZKÖRPER
SM8 PULSANTE ALZO/ABBASSO CAPOT LIFT/LOWER HOOD PUSH BUTTON PULSADOR APERTURA/CIERRE CAMPANA	BOUTON POUSSOIR DE MONT.ET DESC.CAPOT DRUCKTASTE FÜR HAUBEN HEBUNG/SENKUNG
T1 TRASFORMATORE T.. TRANSFORMER TRANSFORMADOR	TRANSFORMATEUR TRANSFORMATOR
X1 MORSETTIERA DI LINEA X2 TERMINAL BLOCK X3 REGLETA DE CONEXION	DOMINO DE LIGNE KLEMMENLEISTE
XKS2 MORSETTIERA PER RELE' SICOTRONIC XKS3 TERMINAL BLOCK FOR SICOTRONIC RELAY REGLETA DE CONEXION PARA RELE' SICOTRONIC	DOMINO POUR RELAIS SICOTRONIC KLEMMEN FÜR SICOTRONIC-RELAIS
Y1 ELETTRORVALVOLA ALIMENTAZIONE/RISCIACQUO	ELECTROVANNE ARRIVEE EAU/RINÇAGE

File	I	L						
LgBFCG.DOC	22/01/01	07/03/01						

	LEGENDA SCHEMI MACCHINE A CICLO COMPONENT LEGEND FOR UNDERCOUNTER MACHINES LEGENDA SCHEMA MACHINES A CYCLE LEGENDE SCHEMA FÜR PROGRAMM-AUTOMATEN LEGENDA ESQUEMAS MAQUINAS A CICLO	LgBFCG
--	-----------------------------------------------------------------------------------------------------------------------------------------------------------------------------------------------------------------------------------	---------------

Y1a WATER INLET/RINSE SOLENOID VALVE ELECTROVALVULA ALIMENTACION/ACLARADO	MAGNETVENTIL FÜR WASSERZULAUF/NACHSPÜLUNG
Y2 ELETTRORVALVOLA CARICO VASCA/RISCIACQUO TANK FILL/RINSE SOLENOID VALVE ELECTROVALVULA CARGA CUBA/ACLARADO	ELECTROVANNE POUR CHARG.CUVE/RINÇAGE MAGNETVENTIL FÜR TANKFÜLLUNG/NACHSPÜLUNG
Y4 ELETTRORVALVOLA RIGENERAZIONE REGERATION SOLENOID VALVE ELECTROVALVULA REGENERACION	ELECTROVANNE REGENERATION MAGNETVENTIL FÜR REGENERIERUNG
Y5 ELETTRORVALVOLA SCARICO DRAIN SOLENOID VALVE ELECTROVALVULA DESAGUE	ELECTROVANNE VIDANGE MAGNETVENTIL FÜR ABLAUF
Y6 ELETTRORVALVOLA RISCIACQUO SUPPLEMENTARE SUPPLEMENTARY RINSE SOLENOID VALVE ELECTROVALVULA ACLARADO SUPLEMENTARIO	ELECTROVANNE RINÇAGE SUPPLEMENTAIRE MAGNETVENTIL FÜR ZUSÄTZLICHE NACHSPÜLUNG
Y8 ELETTRORVALVOLA CARICO CILINDRO CYLINDER WATER INLET SOLENOID VALVE ELECTROVALVULA CARGA CILINDRO	ELECTROVANNE ARRIVEE EAU CYLINDRE MAGNETVENTIL FÜR ZYLINDERWASSERZULAUF
Y8a ELETTRORVALVOLA DISCESA CAPOT LOWER HOOD SOLENOID VALVE ELECTROVALVULA CIERRE CAMPANA	ELECTROVANNE DESCENTE CAPOTE MAGNETVENTIL FÜR HAUBEN SENKUNG
Y10 ELETTRORVALVOLA RISCIACQUO OSMOSI OSMOSIS RINSE SOLENOID VALVE ELECTROVALVULA OSMOSI	ELECTROVANNE RINÇAGE OSMOSE MAGNETVENTIL FÜR OSMOSE-NACHSPÜLUNG
Y11 ELETTRORVALVOLA BREAK TANK BREAK TANK SOLENOID VALVE ELECTROVALVULA BREAK TANK	ELECTROVANNE BREAK TANK MAGNETVENTIL FÜR BREAK TANK
Y12 ELETTRORVALVOLA PRERISCIACQUO PRE RINSE SOLENOID VALVE ELECTROVALVULA PRE ACLARADO	ELECTROVANNE PRE RINÇAGE MAGNETVENTIL FÜR VORNACHSPÜLUNG
YV2 ELETTRORVALVOLA VAPORE VASCA TANK STEAM SOLENOID VALVE ELECTROVALVULA VAPOR CUBA	ELECTROVANNE VAPEUR CUVE DAMPFMAGNETVENTIL FÜR TANKHEIZUNG
YV3 ELETTRORVALVOLA VAPORE BOILER BOILER STEAM SOLENOID VALVE ELECTROVALVULA VAPOR BOILER	ELECTROVANNE VAPEUR SURCHAUFFEUR MAGNETVENTIL FÜR BOILERHEIZUNG
1C BREAK TANK BREAK TANK BREAK TANK	BREAK TANK BREAK TANK
2C CONTENITORE BRILLANTANTE RINSE AID CONTAINER DEPOSITO DE ABRILLANTADOR	BAC PRODUIT DE RINÇAGE GLANZMITTELBEHÄLTER
2Ca CONTENITORE SANITIZZANTE SANITIZER CONTAINER DEPOSITO DE DESINFECTANTE	BAC DESENFECTANT SANITISIERUNGSBEHÄLTER
3C CONTENITORE DETERSIVO	BAC DETERGENT

File	I	L						
LgBFCG.DOC	22/01/01	07/03/01						

	LEGENDA SCHEMI MACCHINE A CICLO COMPONENT LEGEND FOR UNDERCOUNTER MACHINES LEGENDA SCHEMA MACHINES A CYCLE LEGENDE SCHEMA FÜR PROGRAMM-AUTOMATEN LEGENDA ESQUEMAS MAQUINAS A CICLO	LgBFCG
--	-----------------------------------------------------------------------------------------------------------------------------------------------------------------------------------------------------------------------------------	---------------

	DETERGENT CONTAINER DEPOSITO DETERGENTE	SPÜLMITTELBEHÄLTER
4C	CONTENITORE SALE SALT CONTAINER DEPOSITO DE SAL	BAC SAL SALZBEHÄLTER
1L	FILTRO STRAINER FILTRO	FILTRE FILTER
2L	BOILER BOILER BOILER	SURCHAUFFEUR BOILER
3L	VASCA TANK CUBA	CUVE TANK
8L	CILINDRO CYLINDER CILINDRO	CYLINDRE ZYLINDER
1W	VALVOLA ANTIVUOTO VACUUM BREAKER VALVULA DE VACIO	VANNE ANTI-VIDE RÜCKSAUGVERHINDERER
1Wa	VALVOLA DI RITEGNO BACK-PRESSURE VALVE VALVULA SIN RETROCESO	SOUPEPE DE RETENUE ABSPERRVENTIL
1Wb	TEE VENTURI	
2W	MULINELLI RISCIAQUO RINSE ARMS TORBELLINO ACLARADO	TOURNIQUETS RINÇAGE NACHSPÜLARME
3W	MULINELLI LAVAGGIO WASH ARMS TORBELLINO LAVADO	TOURNIQUETS LAVAGE WASCHARME
4W	ADDOLCITORE WATE SOFTENER DESCALCIFICADOR	ADOUCISSEUR ENTKALKER

I	L						
22/01/01	07/03/01						