

PARTS MANUAL FOR VR SERIES ELECTRIC RANGES MODELS VR1 THRU VR7



VR4 Shown



VR SERIES

VR SERIES

ILLUS. PL-22158	PART NO.	NAME OF PART	AMT.
1	412585-G10	Plate Assy. Hot Top (208 V.)(Complete)	AR
2	412585-G11	Plate Assy. Hot Top (240 V.)(Complete)	AR
3	412585-G12	Plate Assy. Hot Top (480 V.)(Complete)	1
4	410105-G2	Top - Front	1
5	413516-G1	Panel - Control	1
6	420098-21	Handle - Drip Tray (R.H.)	1
7	404549-3	Post - Door (R.H.)	1
8	401847-2	Handle - Door	1
9	413876-G1	Door Assy. (Incls.items 7, 8 & 10)	1
10	404549-4	Post - Door (L.H.)	1
11	420098-20	Handle - Drip Tray (L.H.)	1
12	410107-G2	Back - Top	1
13	411319-G1	Back Splash Assy.	1
	412895-2	Tray - Drip (R.H.)	1
	412896-G1	Tray - Drip (L.H.)	1
	409840-6	Leg SST	4
	412672-G1	Side - Body (R.H.)	1
	412672-G2	Side - Body (L.H.)	1


* NOTE: VR1 is shown in photo.



VR SERIES OVEN CAVITY


ILLUS. PL-22162	PART NO.	NAME OF PART	AMT.
	1	420065-20G1 Side Assy. - Oven R.H.	1
	2	406708-G1 Door - Breaker Panel	1
	3	413810-1 Plate - Rating	1
	4	413876-G1 Door Assy. - Oven	1
	5	420103-G1 Deck - Oven	1
	* 6	417807-1 Rack - Oven	1
	7	420059-20G1 Side Assy. - Oven L.H.	1
	8	420068-20G1 Back - Oven	1
	9	420071-20G1 Top & Bottom - Oven	1

* 1 oven rack is supplied with the unit. Additional racks may be purchased from your nearest dealer.



FRENCH PLATE ASSEMBLY


ILLUS. PL-22159	PART NO.	NAME OF PART	AMT.
1	421240-1	Plate - French (208 V.)	AR
2	421240-2	Plate - French (240 V.)	AR
3	421240-3	Plate - French (480 V.)	AR
4	415048-1	Clamp	AR
5	415050-N	Nut	AR
6	420473-G3	Top - Cooking	AR
	415049-1	Strap Jumper (480 V. Only)	AR
	417847-G1	Element Assy. Hi Speed (208 V.)	AR
	417847-G2	Element Assy. Hi Speed (240 V.)	AR



ALL PURPOSE PLATE

ILLUS. PL-22161	PART NO.	NAME OF PART	AMT.
1	413513-1	Thermostat Clamp	1
2	414449-2	Cover - Insulating	2
3	417852-2	Stud (1/4-20 x 1 1/4 Lg.)	14
4	417852-3	Stud (1/4-20 x 2 1/2 Lg.)	4
5	412585-G4	Plate Assy. All Purpose (With Trough 208 V.) (Complete)	AR
6	412585-G5	Plate Assy. All Purpose (With Trough 240 V.) (Complete)	AR
7	412585-G6	Plate Assy. All Purpose (With Trough 480 V.) (Complete)	AR
8	412585-G7	Plate Assy. All Purpose (W/O Trough 208 V.) (Complete)	AR
9	412585-G8	Plate Assy. All Purpose (W/O Trough 240 V.) (Complete)	AR
10	412585-G9	Plate Assy. All Purpose (W/O Trough 480 V.) (Complete)	AR
11	414452-1	Clamp - Element Plate	2
12	413452-1	Element - Electric Heat (208 V.)	2
13	413452-2	Element - Electric Heat (240 V.)	2
14	413452-3	Element - Electric Heat (480 V.)	2
	NS-44-14	Nut - 1/4-20 Hex "Keps"	22
	414450-1	Plate - Hot Top (With Trough)	1
	408581-1	Insulation	1
	414450-2	Plate - Hot Top (W/O Trough)	1


* Quantites are per assembly.



HOT TOPS


ILLUS. PL-22160	PART NO.	NAME OF PART	AMT.
1	414452-1	Clamp - Element Plate	2
2	412585-G10	Plate Assy. Hot Top (208 V.)(Complete)	AR
3	412585-G11	Plate Assy. Hot Top (240 V.)(Complete)	AR
4	412585-G12	Plate Assy. Hot Top (480 V.)(Complete)	AR
5	417852-3	Stud (1/4-20 x 2 1/2 Lg.)	4
6	417852-2	Stud (1/4-20 x 1 1/4 Lg.)	14
7	414449-1	Insulating Pan Cover	2
8	410780-2	Inner Element (208 V.)	2
9	410780-3	Inner Element (240 V.)	2
10	410780-1	Inner Element (480 V.)	2
11	410778-2	Outer Element (208 V.)	2
12	410778-3	Outer Element (240 V.)	2
13	410778-1	Outer Element (480 V.)	2
	408581-1	Insulation	1
	420514-2	Strap - Jumper (VR 1 & 3)	3
	NS-44-14	Nut - 1/4-20 Hex "Keps"	11
	414450-2	Plate - Hot Top (W/O Trough)(VR 1, 2 & 3)	1

* Quantities all are per assembly.




**VR1 208/240 VOLT
CONTROL PANEL**

ILLUS. PL-22163	PART NO.	NAME OF PART	AMT.
1	415119-G2	Thermostat - Oven (Incls.items 4 & 5)	1
2	355798-1	Switch - 3 Heat Selector	8
3	413516-G1	Panel - Control	1
4	415119-6	Bezel	1
5	415119-4	Dial - Thermostat	1
6	411496-E5	Indicator Light - Oven	1
7	407727-2	Knob - Three Heat Switch	8
8	NS-47-80	Locknut 3/8-24 Special Palnut	8
9	419605-1	Spacer	8
10	413518-G1	Stiffener	1




**VR1/VR3 480 VOLT
CONTROL PANEL**

ILLUS. PL-22164	PART NO.	NAME OF PART	AMT.
1	355798-1	Switch - 3 Heat Selector	8
2	415119-G2	Thermostat - Oven (Incls.items 8 & 9)	1
3	413518-G1	Stiffener	1
4	413516-G1	Panel - Control	1
5	419605-1	Spacer	8
6	NS-47-80	Locknut 3/8-24 Special Palnut	8
7	407727-2	Knob - Three Heat Switch	8
8	415119-4	Dial - Thermostat	1
9	415119-6	Bezel	1
10	411496-E5	Indicator Light - Oven	1
11	417876-1	Resistor - 300K	1



**VR2 208/240 VOLT
CONTROL PANEL**

ILLUS. PL-22165	PART NO.	NAME OF PART	AMT.
1	355798-1	Switch - 3 Heat Selector	2
2	415119-G2	Thermostat - Oven (Incls.items 7 & 9)	1
3	413516-G1	Panel - Control	1
4	419605-1	Spacer	2
5	NS-47-80	Locknut 3/8-24 Special Palnut	2
6	407727-2	Knob - Three Heat Switch	2
7	415119-4	Dial - Thermostat	1
8	411496-E5	Indicator Light - Oven	1
9	415119-6	Bezel	4
10	411496-E4	Light - Hot Top	3
11	413518-G1	Stiffener	1
12	411506-1	Thermostat - Hot Top	3




**VR2 480 VOLT
CONTROL PANEL**

ILLUS. PL-22166	PART NO.	NAME OF PART	AMT.
	1	Thermostat - Hot Top	3
	2	Thermostat - Oven (Incls.items 6 & 11)	1
	3	Switch - 3 Heat Selector	2
	4	Spacer	2
	5	Locknut 3/8-24 Special Palnut	2
	6	Dial - Thermostat	1
	7	Indicator Light - Oven	1
	8	Knob - Three Heat Switch	2
	9	Light - Hot Top	3
	10	Resistor - 300K	4
	11	Bezel	4
	12	Panel - Control	1
	13	Stiffener	1




**VR3 208/240 VOLT
CONTROL PANEL**

ILLUS. PL-22167	PART NO.	NAME OF PART	AMT.
	1	Switch - 3 Heat Selector	6
	2	Thermostat - Oven (Incls.items 5 & 6)	1
	3	Stiffener	1
	4	Panel - Control	1
	5	Bezel	1
	6	Dial - Thermostat	1
	7	Indicator Light - Oven	1
	8	Knob - Three Heat Switch	6
	9	Spacer	6
	10	Knob - Infinite Switch	2
	11	Locknut 3/8-24 Special Palnut	8
	12	Switch - Infinite (208/240 V.)	2



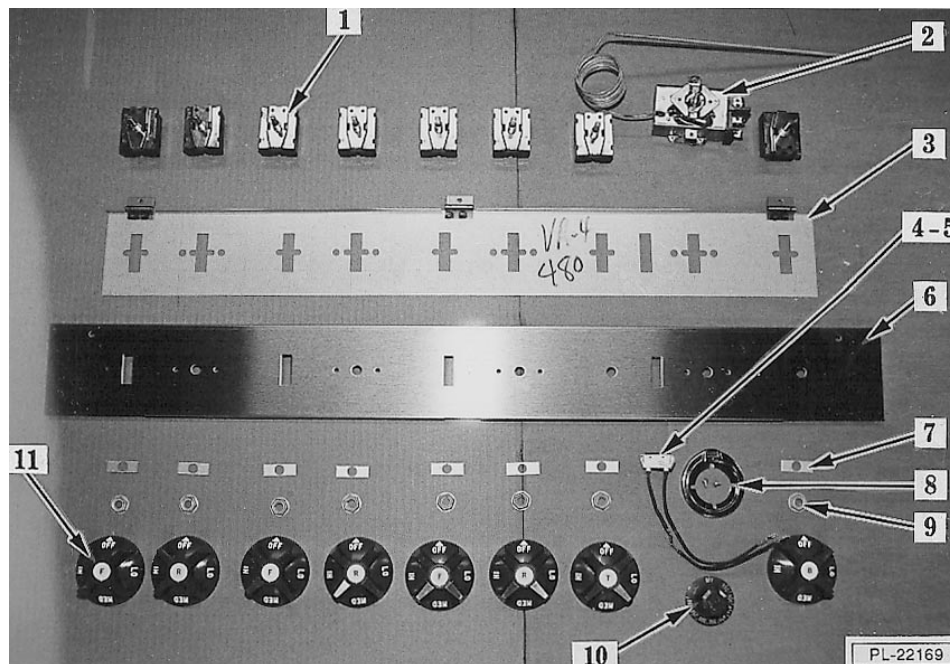
**GRIDDLE PLATE ASSEMBLY
VR5**

ILLUS. PL-22176	PART NO.	NAME OF PART	AMT.
1	412693-1	Cover - Griddle Base	1
2	412694-1	Plate - Closure	3
3	420467-20	Clamp - Element	6
4	420385-1	Cover - Thermostat Bulb	3
5	411967-4	Element - Electric Heat (208 V.)	3
6	411967-5	Element - Electric Heat (240 V.)	3
7	411967-3	Element - Electric Heat (480 V.)	3
8	412691-G1	Retainer Assy. - Inner Element	6
9	412690-1	Retainer - Outer Element	6
	412692-G1	Plate Assy. - Griddle (Complete)(208 V.)	1
	412692-G2	Plate Assy. - Griddle (Complete)(240 V.)	1
	412692-G3	Plate Assy. - Griddle (Complete)(480 V.)	1




**VR4 208/240 VOLT
CONTROL PANEL**

ILLUS. PL-22168	PART NO.	NAME OF PART	AMT.
1	412251-1	Knob - Infinite Switch	6
2	411503-4	Switch - Infinite (208/240 V.)	6
3	355798-1	Switch - 3 Heat Selector	2
4	415119-G2	Thermostat - Oven (Incls.items 8 & 10)	1
5	413518-G1	Stiffener	1
6	413516-G1	Panel - Control	1
7	419605-1	Spacer	2
8	415119-6	Bezel	1
9	NS-47-80	Locknut 3/8-24 Special Palnut	8
10	415119-4	Dial - Thermostat	1
11	411496-E5	Indicator Light - Oven	1
12	407727-2	Knob - Three Heat Switch	2




**VR4 480 VOLT
CONTROL PANEL**

ILLUS. PL-22169	PART NO.	NAME OF PART	AMT.
1	355798-1	Switch - 3 Heat Selector	8
2	415119-G2	Thermostat - Oven (Incls.items 8 & 10)	1
3	413518-G1	Stiffener	1
4	411496-E5	Indicator Light - Oven	1
5	417876-1	Resistor - 300K	1
6	413516-G1	Panel - Control	1
7	419605-1	Spacer	2
8	415119-6	Bezel	1
9	NS-47-80	Locknut 3/8-24 Special Palnut	8
10	415119-4	Dial - Thermostat	1
11	407727-2	Knob - Three Heat Switch	8




**VR5 208/240 VOLT
CONTROL PANEL**

ILLUS. PL-22170	PART NO.	NAME OF PART	AMT.
1	415119-G2	Thermostat - Oven (Incls.items 8 & 9)	1
2	355798-1	Switch - 3 Heat Selector	2
3	413518-G1	Stiffener	1
4	413516-G1	Panel - Control	1
5	419605-1	Spacer	2
6	NS-47-80	Locknut 3/8-24 Special Palnut	2
7	407727-2	Knob - Three Heat Switch	2
8	415119-6	Bezel	4
9	415119-4	Dial - Thermostat	1
10	411496-E5	Indicator Light - Oven	1
11	411496-E4	Light - Hot Top	3
12	411506-2	Thermostat Griddle W/Knob	3




**VR5 480 VOLT
CONTROL PANEL**

ILLUS. PL-22171	PART NO.	NAME OF PART	AMT.
1	411506-2	Thermostat Griddle W/Knob	3
2	355798-1	Switch - 3 Heat Selector	2
3	415119-G2	Thermostat - Oven (Incls.items 9 & 12)	1
4	413518-G1	Stiffener	1
5	413516-G1	Panel - Control	1
6	419605-1	Spacer	2
7	NS-47-80	Locknut 3/8-24 Special Palnut	2
8	407727-2	Knob - Three Heat Switch	2
9	415119-4	Dial - Thermostat	1
10	411496-E5	Indicator Light - Oven	1
11	417876-1	Resistor - 300K	4
12	415119-6	Bezel	4
13	411496-E4	Light - Hot Top	3




**VR6 208/240 VOLT
CONTROL PANEL**

ILLUS. PL-22174	PART NO.	NAME OF PART	AMT.
1	412251-1	Knob - Infinite Switch	2
2	411503-3	Switch - Infinite (208/240 V.)	2
3	411506-1	Thermostat - Hot Top	2
4	415119-G2	Thermostat - Oven (Incls.items 10 & 11)	1
5	355798-1	Switch - 3 Heat Selector	2
6	413518-G1	Stiffener	1
7	413516-G1	Panel - Control	1
8	419605-1	Spacer	4
9	NS-47-80	Locknut 3/8-24 Special Palnut	4
10	415119-6	Bezel	3
11	415119-4	Dial - Thermostat	1
12	411496-E5	Indicator Light - Oven	1
13	407727-2	Knob - Three Heat Switch	2
14	411496-E4	Light - Hot Top	2




**VR6 480 VOLT
CONTROL PANEL**

ILLUS. PL-22175	PART NO.	NAME OF PART	AMT.
1	411506-1	Thermostat - Hot Top	2
2	415119-G2	Thermostat - Oven (Incls.items 8 & 9)	1
3	355798-1	Switch - 3 Heat Selector	4
4	413518-G1	Stiffener	1
5	413516-G1	Panel - Control	1
6	419605-1	Spacer	4
7	NS-47-80	Locknut 3/8-24 Special Palnut	4
8	415119-6	Bezel	3
9	415119-4	Dial - Thermostat	1
10	411496-E5	Indicator Light - Oven	1
11	407727-2	Knob - Three Heat Switch	4
12	411496-E4	Light - Hot Top	2
13	417876-1	Resistor - 300K	3




**VR7 208/240 VOLT
CONTROL PANEL**

ILLUS. PL-22172	PART NO.	NAME OF PART	AMT.
1	412251-1	Knob - Infinite Switch	2
2	411503-4	Switch - Infinite (208/240 V.)	2
3	411506-2	Thermostat Griddle W/Knob	2
4	355798-1	Switch - 3 Heat Selector	2
5	415119-G2	Thermostat - Oven (Incls.items 11 & 12)	1
6	419901-G1	Stiffener	1
7	419990-G1	Panel Control	1
8	419605-1	Spacer	2
9	NS-47-80	Locknut 3/8-24 Special Palnut	4
10	407727-2	Knob - Three Heat Switch	2
11	415119-6	Bezel	3
12	415119-4	Dial - Thermostat	1
13	411496-E5	Indicator Light - Oven	1
14	411496-E4	Light - Hot Top	2



**VR7 480 VOLT
CONTROL PANEL**

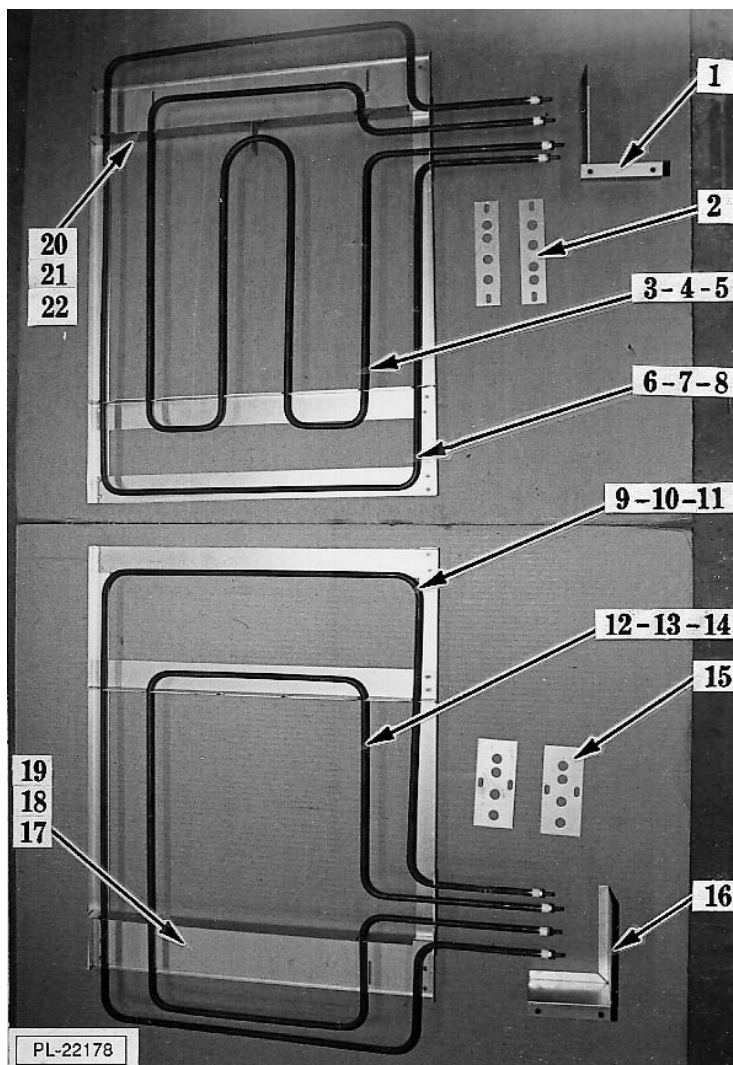
ILLUS. PL-22173	PART NO.	NAME OF PART	AMT.
1	411506-2	Thermostat Griddle W/Knob	2
2	415119-G2	Thermostat - Oven (Incls.items 9 & 11)	1
3	355798-1	Switch - 3 Heat Selector	2
4	413518-G1	Stiffener	1
5	413516-G1	Panel - Control	1
6	419605-1	Spacer	2
7	NS-47-80	Locknut 3/8-24 Special Palnut	4
8	407727-2	Knob - Three Heat Switch	2
9	415119-4	Dial - Thermostat	1
10	411496-E5	Indicator Light - Oven	1
11	415119-6	Bezel	3
12	411496-E4	Light - Hot Top	2
	417876-1	Resistor - 300K	3



VR OVEN DOOR MECHANISM PARTS

VR OVEN DOOR MECHANISM PARTS


ILLUS. PL-22177	PART NO.	NAME OF PART	AMT.
1	408895-G1	Crank Support Assy.	1
2	409240-2	Spacer - $\frac{3}{4}$ Pipe x $\frac{7}{16}$ Lg.	1
3	410111-1	Crank - Bell	1
4	404629-1	Bearing - Hinge Pin	1
5	408896-1	Support - Crank	1
6	SC-90-1	Bolt - Shoulder $\frac{1}{2}$ -13 x 2 Hex Hd.	1
7	406363-1	Spring - Door (Long)	1
8	410089-1	Arm - Door Control	1
9	417860-1	Bolt - Shoulder $\frac{3}{8}$ -16 x $\frac{3}{4}$ Hex Hd.	1
10	WS-4-33	Washer	1
11	SC-90-1	Bolt - Shoulder $\frac{1}{2}$ -13 x 2 Hex Hd.	1
12	408896-1	Support - Crank	1
13	404629-1	Bearing - Hinge Pin	1
14	410090-G1	Radius Bar Assy.	1
15	409240-1	Spacer - $\frac{3}{4}$ x $\frac{5}{16}$ Lg.	1
16	408895-G1	Crank Support Assy.	1
17	412858-G1	Division Assy.	1
18	410110-1	Anchor - Spring	1
19	417874-1	Buckle - Turn	1
20	405618-1	Hook - Oven Door	1
	412887-G1	Door Frame Assy.	1
	417862-1	Pin - Door Hinge	2



OVEN ELEMENT ASSEMBLY
208/240 V. & 480 V.


OVEN ELEMENT ASSEMBLY
208/240 V. & 480 V.

ILLUS. PL-22178	PART NO.	NAME OF PART	AMT.
1	410113-1	Cover - Terminal	1
2	412707-1	Spacer - Oven Side	2
3	417820-1	Element Assy. - Inner Top 208 V.	1
4	417820-2	Element Assy. - Inner Top 240 V.	1
5	417820-3	Element Assy. - Inner Top 480 V.	1
6	417823-1	Element Assy. - Outer Top 208 V.	1
7	417823-2	Element Assy. - Outer Top 240 V.	1
8	417823-3	Element Assy. - Outer Top 480 V.	1
9	417823-5	Element - Outer Bottom (208 V.)	1
10	417823-6	Element - Outer Bottom (240 V.)	1
11	417823-7	Element - Outer Bottom (480 V.)	1
12	417820-5	Element - Inner Bottom (208 V.)	1
13	417820-6	Element - Inner Bottom (240 V.)	1
14	417820-7	Element - Inner Bottom (480 V.)	1
15	412708-1	Spacer - Division Side	2
16	410114-1	Cover - Bottom Terminal	1
17	420358-G4	Element Assy. Bottom (208 V) (Incls.items 9 & 12)	1
18	420358-G5	Element Assy. Bottom (240 V) (Incls.items 10 & 13)	1
19	420358-G6	Element Assy. Bottom (480 V.) (Incls.items 11 & 14)	1
20	420358-G1	Element Assy. Top (208 V.)(Incls. items 3 & 6)	1
21	420358-G2	Element Assy. Top (240 V.)(Incls. items 4 & 7)	1
22	420358-G3	Element Assy. Top (480 V.)(Incls items 5 & 8)	1



**CONNECTION BLOCK ASSEMBLY
VR SERIES 208/240 V.**

ILLUS. PL-22179	PART NO.	NAME OF PART	AMT.
1	412577-1	Box - Breaker	1
2	411501-14	Circuit Breaker	2
3	410472-11	Terminal Block (3 Pole)	1
4	412578-1	Closure	1



**CONNECTION BLOCK ASSEMBLY
VR SERIES 480 V.**

ILLUS. PL-22180	PART NO.	NAME OF PART	AMT.
1	412577-1	Box - Breaker	1
2	410472-11	Terminal Block (3 Pole)	1
3	412578-2	Closure	1