

***PROJECT***

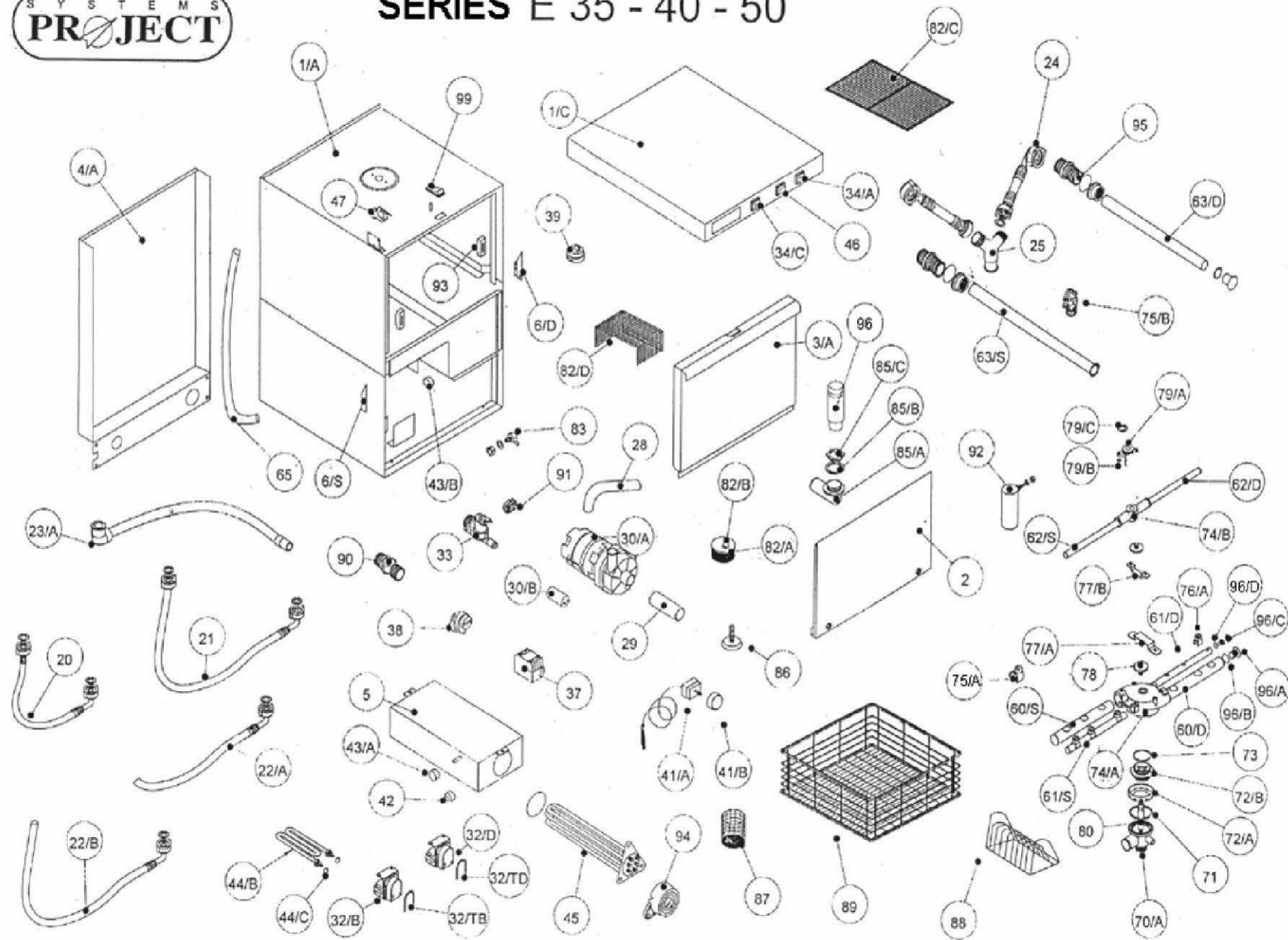
**DISTRIBUTION LTD**

**Spares Price List 2005  
E, S, T Series**





# SERIES E 35 - 40 - 50



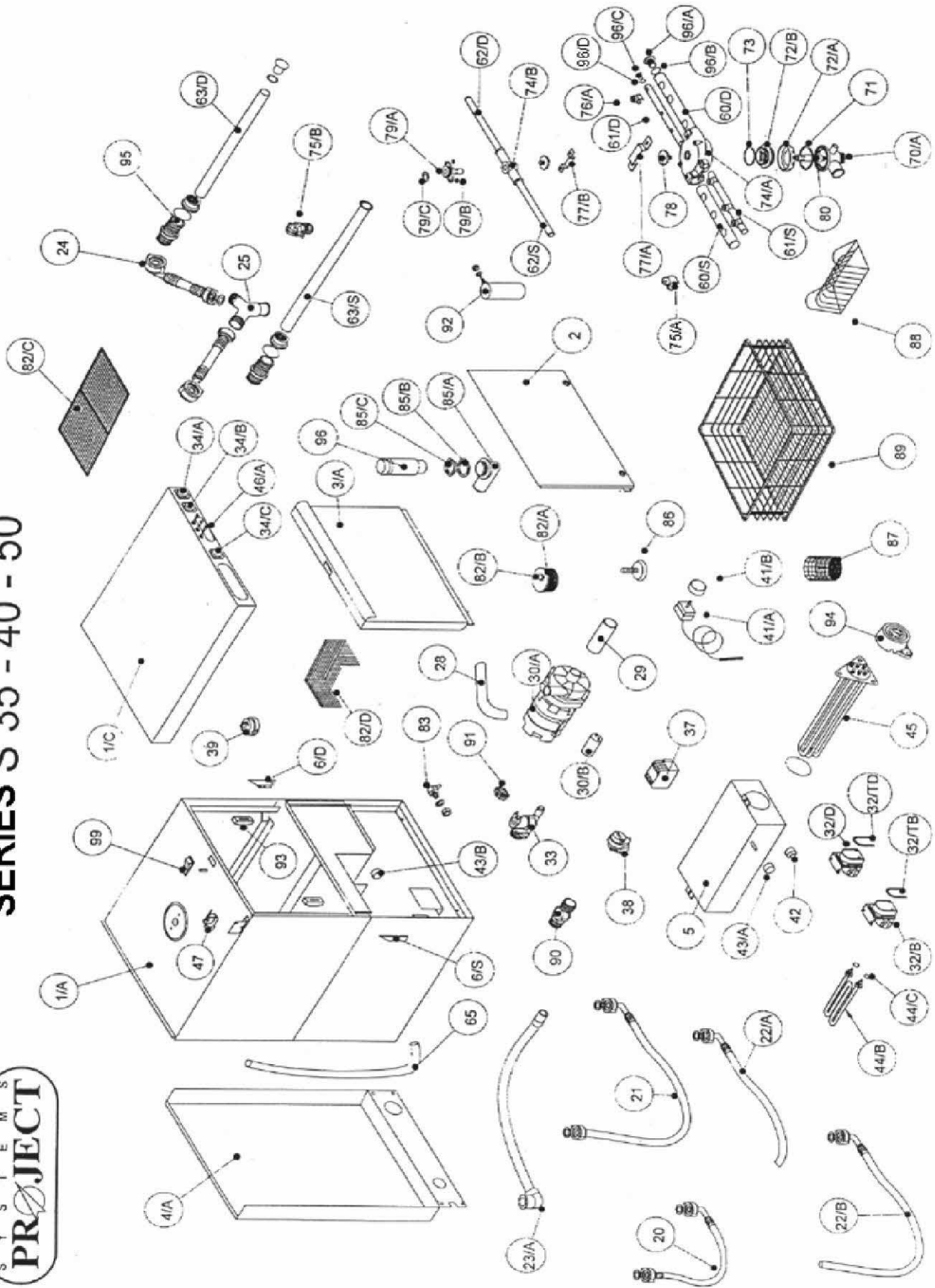
**E Series Parts List**

Pos	Description	E35 Code	E40 Code	E50 Code
1/A	COMPLETE CABINET	60000	70000	80000
1/C	TOP LID / SWITCH PANEL.	60009	70009	80009
2	UNDER DOOR PANEL	60004	70004	80004
3/A	DOOR	60131	70131	80131
4/A	REAR PANEL	60006	70006	80006
5	RINSE TANK BOILER	60930	60930	80930
6/D	COMPLETE RIGHT HINGE	17910DX	17910DX	17910DX
6/S	COMPLETE LEFT HINGE	17910SX	17910SX	17910SX
20	CHECK VALVE-TO-INLET SOLENOID CONNECT HOSE	30762	30762	30762
21	WATER INLET PIPE	30760	30760	30760
22/A	LOWER RINSING PIPE	23020	23020	23020
22/B	UPPER RINSING PIPE	30765	30766	30767
23/A	WASTE PIPE	30770	30770	30770
23/B	DRAIN PUMP PIPE (OPTIONAL)		23030	23030
24	UPPER WASH CONNECTION 3/4 PIPE			30768
25	UPPER WASH "Y" CONNECTOR			16005
28	WASH MOTOR SUCTION INLET PIPE	23035	23036	23036
29	WASH MOTOR OUTLET CONNECTOR PIPE	23016	23019	23019
30/A	WASH PUMP	60650	40647	50650
30/B	WASH PUMP CONDENSER	30645	40645	50645
32/B	RINSE AID DOSING PUMP	30683	30683	30683
32/D	DETERGENT DOSING PUMP	30673	30673	30673
32/TB	RINSE PUMP FILLING PIPE	23063	23063	23063
32/TD	DETERGENT FILLING PIPE	23062	23062	23062
32/E	DUAL RINSE/DETERGENT PUMP	60675	60675	60675
32/F	RINSE AID PUMP NON RETURN VALVE Connector - r/ tank rubber hose to R/A pump	30720	30720	30720
33	SOLENOID	30600	30600	30600
34/A	START CYCLE PUSH BUTTON	30422R	30422R	30422R
34/C	POWER ON/OFF SWITCH	30423R	30423R	30423R
38	CYCLE PROGRAMMER /TIMER 2 minute	30450	30450	30450
39	PRESSURE SWITCH	30530	30530	30530
42	SAFETY THERMOSTAT Limpet pops out wash tank	30517	30517	30517
43/A	80°C FIXED THERMOSTAT rinse	30519	30519	
43/B	50°C FIXED THERMOSTAT 2 rivets to side of tank	30518	30518	30518
44/B	1500W TANK HEATING ELEMENT	60645		60645
45	230V 3000W BOILER HEATING ELEMENT	60640N	60640N	
46	DRAIN PUSH BUTTON (OPTIONAL)	30424	30424	30424
46/A	GREEN PILOT LIGHT	30435		30432
49/B	RED PILOT LIGHT	30432	40432	
47	DOOR MICRO SWITCH	30610	30610	30610
60/S	LEFT LOWER WASHING PIPE Yellow plastic	30380	40380	50380
60/D	RIGHT LOWER WASHING PIPE Yellow plastic	30370	40370	50370
61/S	LEFT LOWER RINSING PIPE Yellow plastic	30400	40405	70390
61/D	RIGHT LOWER RINSING PIPE Yellow plastic	30390	40395	70400
62/S	LEFT UPPER RINSING PIPE Yellow plastic	30400	30400	70390
62/D	RIGHT UPPER RINSING PIPE Yellow plastic	30390	30390	70400
63/S	LEFT UPPER WASHING PIPE Yellow plastic			90385

63/D	RIGHT UPPER WASHING PIPE Yellow plastic				23037	£18.48
65	UPPER WASHING INLET PIPE Yellow plastic				230374	£18.48
70/A	LOWER WASHING/RINSING DISTRIBUTOR	20070A	20070A		20070B	£15.34
71	WASHING GROUP O-RING	18025	18025		18025	£0.63
72/A	SPLASH GUARD	20135P	20135P		20135P	£4.37
72/B	WASHING GROUP FIXING NUT	20017	20017		20017	£6.71
73	WASHING GROUP SEAL	20016	20016		20016	£2.38
74/A	TWO WAYS PARALLEL WASHING BOSS	20015	20015		20015	£24.00
74/B	UPPER RINSING BOSS	20020	20020		20020	£3.70
75/A	WASHING NOZZLE	20049	20049		20049	£4.31
75/B	FIXED UPPER WASHING NOZZLE				20040	£2.47
76/A	RINSING NOZZLE FOR UPPER AND LOWER RINSE ARM	17025	17025		17025	£1.67
77/A	WASHING RING OMEGA	20014	20014		20014	£2.47
77/B	RINSING RING OMEGA	20013	20013		20013	£2.47
78	M8 BRASS NICKEL RETAINER	17180	17180		17180	£3.28
79/A	UPPER RINSING TURRET	30981	30981		30981	£12.63
79/B	O-RING 2016-(103) SILL	18005	18005		18005	£0.44
79/C	WATER 3/4 GASKET	19050	19050		19050	£0.68
80	WASHING GROUP STAINLESS STEEL SHAFT	17045	17045		17045	£31.72
82/A	COMPLETE PUMP FILTER	15905	15905		15905	£20.50
82/B	PUMP FILTER LOBE HAND-WHEEL	120480	120480		120480	£3.13
82/C	TANK FILTER				80010	£56.66
82/D	TANK HEATING ELEMENT COVER				80011	£14.87
83	DETERGENT INJECTOR	16920	16920		16920	£6.26
85/A	SUCTION DRAIN ELBOW	20090	20090		20090	£14.62
85/B	DRAIN ELBOW GASKET	19000	19000		19000	£1.22
85/C	DRAIN ELBOW NUT	17060	17060		17060	£6.08
86	FOOT	15135	15135		15135	£1.90
87	CUTLERY HOLDER	30750	30750		30750	£8.52
88	SAUCER HOLDER	30740	30740		30740	£8.02
89/A	GLASS BASKET	C0001	C0003		C0005	£63.97
89/B	DISH BASKET				C00011	£55.48
90	ANTI POLLUTION DEVICE	30603	30603		30603	£15.67
91	CABLE FASTENER	60590	60590		60590	£3.23
92	COMPLETE AIR RETAINER	20100	20100		20100	£11.94
93	DOOR TIE-ROD BLOCKS	20150	20150		20150	£1.18
94	HEATING ELEMENT CONNECTION COVER	20155	20155		20155	£3.13
95	UPPER WASH ARM CONNECTOR				17175	£9.79
96	DRAIN PLUG	104321	105321		106321	£11.07
96/B	O-RING WASHING PIPE CAP	18000	18000		18000	£0.27
96/C	RINSING PIPE CAP	20055	20055		20055	£1.67
96/D	O-RING RINSING PIPE CAP	18010	18010		18010	£0.18
99	COMPLETE DOOR CLOSING	20132				
	BOILER/RINSE TANK (CYLINDER) E50	60930T	60930T		80930T	£227.98
	BOILER INSULATION (CYLINDER)	15494	15494		15494	£16.48
	BOILER HOSE	600208	600207		600206	£100.32
		20020 X 1				
		20013 X 1				
		17180 X 1				

		17025 X 4			
		30390 X 1			
	COMPLETE RINSE ARM COMPONENTS E35	30400 X 1			
	UPPER ARM	30960	30960	50960	
	LOWER ARM	30950P	40950P	80950P	

# SERIES S 35 - 40 - 50



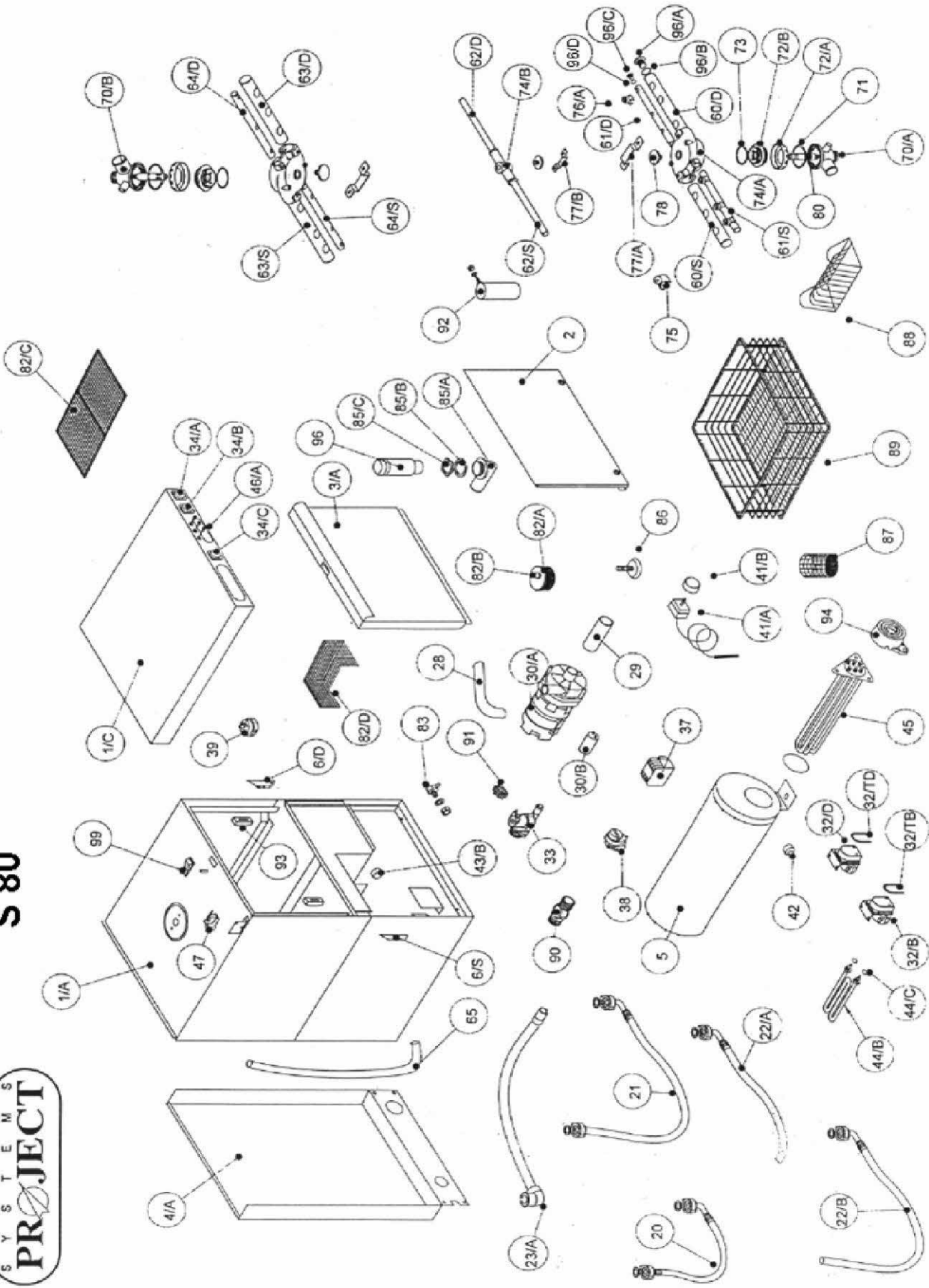
**S Series Parts List**

Pos	Description	S35 Code	S40 Code	S50 Code
1/A	COMPLETE CABINET	60000	70000	80000
1/C	TOP LID / SWITCH PANEL	60003	70003	80003
2	UNDER DOOR PANEL	60004	70004	80004
3/A	DOOR	60131	70131	80131
4/A	REAR PANEL	60006	70006	80006
5	RINSE TANK BOILER	60930	60930	80930
6/D	COMPLETE RIGHT HINGE	17910DX	17910DX	17910DX
6/S	COMPLETE LEFT HINGE	17910SX	17910SX	17910SX
20	CHECK VALVE / SOLENOID CONNECT PIPE ( 600020 ) ( red )	30762	30762	30762
21	WATER INLET PIPE blue	30760	30760	30760
22/A	LOWER RINSING PIPE	23020	23020	23020
22/B	UPPER RINSING PIPE	30765	30766	30767
23/A	DRAIN PIPE ( grey/concertina )	30770	30770	30770
23/B	DRAIN PUMP PIPE (OPTIONAL)		23030	23030
24	UPPER WASH CONNECTION 3/4 PIPE	N/A	N/A	30768
25	UPPER WASH Y CONNECTOR	N/A	N/A	16005
28	WASH PUMP INLET CONNECTOR	23035	23035	23035
29	WASH OUTLET CONNECTOR	23016	23019	23019
30/A	WASHING PUMP	60650	40647	50650
30/B	WASHING PUMP CONDENSER ( capacitor )	30645	40645	50651
32/B	RINSE-AID DOSING PUMP	30683	30683	50645
32/D	DETERGENT DOSING PUMP - HEAD 30673/H £38.59	30673	30673	30683
	HEX SCREWS FOR PANELS			30673
	CAPACITOR Washing pump condensor	40645	23063	
32/TB	RINSING AID FILLING PIPE ( peri-tube on pump/small piece )	23063	23062	50645
32/TD	DETERGENT FILLING PIPE ( peri-tube on pump/small piece )	23062	60675	23063
32/E	DUAL RINSE/DETERGENT PUMP	60675	30720	23062
32/F	RINSE AID PUMP NON RETURN VALVE - ONE WAY	30720	30600	60675
33	SOLENOID Water inlet valve (black/near blue inlet hose/back of machine)	30600	30422	30720
34/A	CYCLE START PUSH BUTTON ( yellow/round )	30422	30424	30600
34/B	DRAIN PUSH BUTTON (OPTIONAL) (blue/round )	30424	30423	30422
34/C	POWER ON/OFF SWITCH (blue/round )	30423	N/A	30424
34/D	CONTINUOUS WASH CYCLE SWITCH	N/A	N/A	30423
37	RELAY/CONTACTOR	N/A	30450	
38	CYCLE PROGRAMMER/ TIMER ( 2 min )	30450	30530	30520
39	PRESSURE SWITCH Level control switch	30530	30660	
40	DRAIN PUMP (horizontal 30660/angled 30661 )	30660	30510	30450
41/A	THERMOSTAT WITH FEELER Wash tank - variable up to 90°c	30510	30515	30530
41/B	THERMOSTAT KNOB	30515	30514	30660
41/C	THERMOSTAT WITH PELLET PROBE Rinse boiler variable	30514	30517	30510
42	SAFETY THERMOSTAT Limpet pops out rinse tank clicks on	30517	30519	30515

43/A	80'C FIXED THERMOSTAT RINSE	30519	30518	30514
43/B	50'C FIXED THERMOSTAT 2 rivets fix to side of wash tank	30518	60645	30517
44/B	1500W TANK HEATING ELEMENT wash	60645	60640N	
45	230v 3000W BOILER HEATING ELEMENT (old type/2 loops/60640F) (new type/3 loops/60640N)	60640N	30435	30518
64/A	GREEN PILOT LIGHT	30435	30610	60645
47	DOOR MICROSWITCH	30610	40950P	
60/B	COMPLETE WASHING AND RINSING GROUP	30950P	40380	30640
60/S	LEFT LOWER WASHING PIPE	30380	40370	50640
60/D	RIGHT LOWER WASHING PIPE	30370	40405	50644
61/S	LEFT LOWER RINSING PIPE	30400	40395	30435
61/D	RIGHT LOWER RINSING PIPE	30390	30400	30610
62/S	LEFT UPPER RINSING PIPE	30400	30390	80950P
62/D	RIGHT UPPER RINSING PIPE	30390	N/A	50380
63/S	LEFT UPPER WASHING PIPE	N/A	N/A	50370
63/D	RIGHT UPPER WASHING PIPE	N/A	N/A	70390
64/S	LEFT UPPER RINSING PIPE (ROTATING)	N/A	N/A	70400
64/D	RIGHT UPPER RINSING PIPE (ROTATING)	N/A	N/A	70390
65	UPPER WASHING INLET PIPE	N/A	20070A	70400
70/A	LOWER WASHING RINSING DISTRIBUTOR	20070A	18025	90385
71	WASHING GROUP O'RING	18025	20135P	90380
72/A	SPLASH GUARD	20135P	20017	
72/B	WASHING GROUP FIXING NUT	20017	20016	
73	WASHING GROUP SEAL RING	20016	20015	23037
74/A	TWO WAYS PARALLEL WASHING RING centre boss	20015	20020	20070B
74/B	UPPER RINSING RING	20020	20049	18025
75/A	WASHING NOZZLE JETS ( 8 )	20049	N/A	20135P
75/B	FIXED UPPER WASHING NOZZLE along side of machine ( 8 )	N/A	17025	20017
76	RINSING NOZZLE jets ( 12 )	17025	20014	20016
77/A	WASHING RING OMEGA	20014	20013	20015
77/B	RINSING RING OMEGA	20013	17180	20020
78	M8 BRASS NICKLE RETAINER	17180	30981	20049
79/A	UPPER RINSING TURRET	30981	18005	20040
79/B	O'RING 2016-(103) SIL	18005	19050	17025
79/C	WATER 3/4 GASKET	19050	17045	20014
80	WASHING GROUP STAINLESS STEEL SHAFT	17045	15905	20013
82/A	COMPLETE PUMP FILTER	15905	120480	17180
82/B	PUMP FILTER LOBE HANDWHEEL	120480	N/A	30981
82/C	TANK FILTER	N/A	N/A	18005
82/D	TANK HEATING ELEMENT COVER	N/A	16920	19050
83	DETERGENT INJECTOR	16920	20090	17045
85/A	DRAIN ELBOW	20090	19000	15905
85/B	DRAIN ELBOW GASKET	19000	17060	120480
85/C	DRAIN ELBOW NUT	17060	15135	80010



86	FOOT	15135		30750		80011
87	CUTTLERY BASKET	30750		20010		16920
88	SAUCER HOLDER	30740		30740		20090
89/A	GLASS BASKET	C0001		C0003		19000
89/A	DISH BASKET	N/A		OPTIONAL		17060
90	ANTI POLLUTION DEVICE Check valve	30603		30603		15135
90	WRAS INLET VALVE	30606K		30606K		30750
91	CABLE FASTNER	60590		60590		20010
92	COMPLETE AIR RETAINER Air chamber	20100		20100		30740
93	DOOR TIE-RODS BLOCKS	20150		20150		C0005
	S/S DOOR PLATES 2 EACH SIDE					C00011
94	HEATING ELEMENT CONNETION COVER	20155		20155		30603
95	UPPER WASHING CONNECTOR	N/A		N/A		30606K
96	DRAIN PLUG ( 106321 )	104321		60790		60590
96/A	WASH PIPE CAP	20050		20050		20100
96/B	O'RING WASHING PIPE CAP	18000		18000		20150
96/C	RINSING PIPE CAP	20055		20055		
96/D	O'RING RINSING PIPE CAP	18010		18010		20155
99	COMPLETE DOOR CLOSING	20132		20132		17175
	BLACK TUBE ( rinse pump to boiler/2mtr piece/5mm bore )	BLC214		BLC214		80790
	GRATING WHICH COVERS THE ELEMENT	X		X		20050
	OLD CENTRE BOSS (blue/cross)	20010				18000
	WHITE TOP HAT (for blue centre boss)	20010/1				20055
	BLACK CONCERTINA DRAIN PIPE	200103				18010
	HEX SCREWS FOR PANELS					20132
	CHEMICAL WEIGHTS	WEIGHTS				BLC214
	TIMER ADJUSTMENT KEY	30451				
	JUBILEE CLIP ( large )	200118				
	JUBILEE CLIP ( medium )	20017				
	1/2" BLACK TUBE ( 1/2mtr piece )					
	FRONT HOSE ( check valve/solenoid pipe )	30762				
	BLACK- anti pollution device ( 3 screws )	30603				
	WHITE - solenoid (inside)	30600				
	METAL - WRAS inlet valve	30606K				
	METAL - risneaid non return valve	30720				
	COMPLETE WASH/RINSE ASSEMBLY	30950P		40950P		
	CHEMICAL TUBE ( from bottle ) per metre					
	GREEN NEON ( power light )	30435				
	RED NEON	30436				
	COMPLETE AIR RETAINER Air chamber	20100				
	WASH PUMP IMPELLOR ( 500540 )	40648				
	RINSE BOOST PUMP	30725				



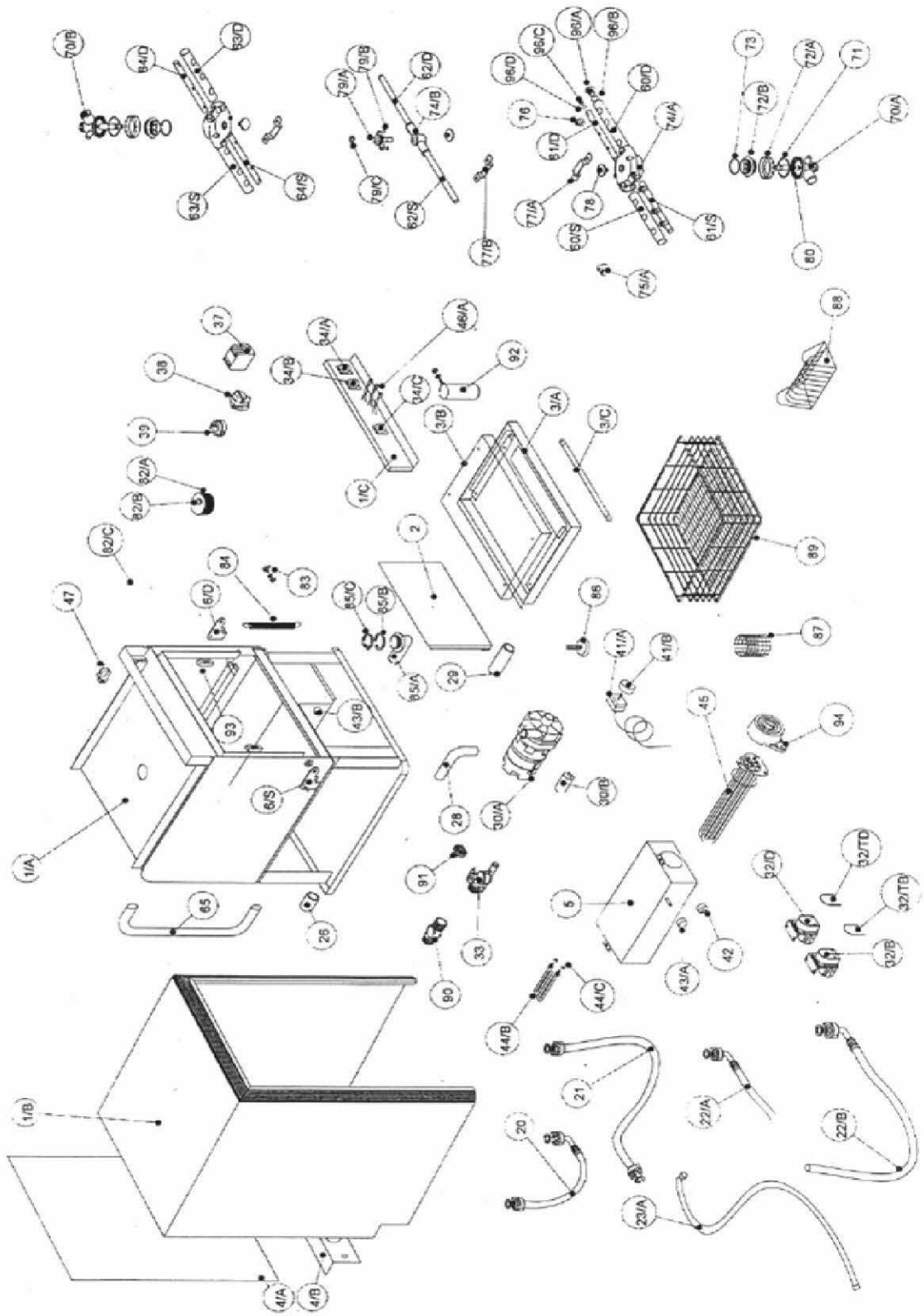
S80 Parts		
Pos	Description	S80
1/A	COMPLETE CABINET	130000
1/C	TOP LID / SWITCH PANEL	130003
2	UNDER DOOR PANEL	130004
3/A	DOOR	80131
4/A	REAR PANEL	80006
5	RINSE TANK BOILER	130930
6/D	COMPLETE RIGHT HINGE	17910DX
6/S	COMPLETE LEFT HINGE	17910SX
20	CHECK VALVE / SOLENOID CONNECT PIPE ( 600020 )	30762
21	WATER INLET PIPE blue	30760
22/A	LOWER RINSING PIPE	23020
22/B	UPPER RINSING PIPE	30767
23/A	DRAIN PIPE (grey concertina )	30770
23/B	DRAIN PUMP PIPE (OPTIONAL)	23030
24	UPPER WASH CONNECTION 3/4 PIPE	
25	UPPER WASH Y CONNECTOR	
28	WASH PUMP INLET CONNECTOR	23035
29	WASH OUTLET CONNECTOR	23019
30/A	WASHING PUMP	50650
30/B	WASHING PUMP CONDENSER ( capacitor )	50645
32/B	RINSE-AID DOSING PUMP	30683
32/D	DETERGENT DOSING PUMP	30673
	HEX SCREWS FOR PANELS	
	CAPACITOR Washing pump	50645
32/TB	RINSING AID FILLING PIPE Peri-tube	23063
32/TD	DETERGENT FILLING PIPE tube	23062
32/E	DUAL RINSE/DETERGENT PUMP	
32/F	RINSE AID PUMP NON RETURN VALVE - ONE WAY	30720
33	SOLENOID Water inlet valve	30600
34/A	CYCLE START PUSH BUTTON ( yellow/round )	30422
34/B	DRAIN PUSH BUTTON (OPTIONAL) ( blue/round )	30424
34/C	POWER ON/OFF SWITCH ( blue/round )	30423
34/D	CONTINUOUS WASH CYCLE SWITCH ( green/round )	30425R
37	RELAY/CONTACTOR	30520
38	CYCLE PROGRAMMER/ TIMER ( 4 min )	30452
39	PRESSURE SWITCH Level control switch	30530
40	DRAIN PUMP (OPTIONAL) Which angle?	30660

41/A	THERMOSTAT WITH FEELER Wash tank - variable up to 90°c	30510
41/B	THERMOSTAT KNOB	30515
41/C	THERMOSTAT WITH PELLET PROBE Rinse boiler variable	30514
42	SAFETY THERMOSTAT Limpet pops out wash tank clicks on	30517
43/A	80°C FIXED THERMOSTAT RINSE	
43/B	50°C FIXED THERMOSTAT 2 rivets fix to side of wash tank	30518
44/B	1500W TANK HEATING ELEMENT wash	60645
45	230v 3000W BOILER HEATING ELEMENT NEW TYPE	
RINSE	BOILER 400V 4KW THREE PHASE HEATING ELEMENT	30640
RINSE*	BOILER 400V 6KW THREE PHASE HEATING ELEMENT	50640
	BOILER 400V 8KW THREE PHASE HEATING ELEMENT	50644
64/A	GREEN PILOT LIGHT ( neon ) ( RED 30436 )	30435
47	DOOR MICRO SWITCH	30610
60/B	COMPLETE WASHING AND RINSING GROUP	80950P
60/S	LEFT LOWER WASHING PIPE	50380
60/D	RIGHT LOWER WASHING PIPE	50370
61/S	LEFT LOWER RINSING PIPE	70390
61/D	RIGHT LOWER RINSING PIPE	70400
62/S	LEFT UPPER RINSING PIPE	
62/D	RIGHT UPPER RINSING PIPE	
63/S	LEFT UPPER WASHING PIPE	50380
63/D	RIGHT UPPER WASHING PIPE	50370
64/S	LEFT UPPER RINSING PIPE (ROTATING)	70390
64/D	RIGHT UPPER RINSING PIPE (ROTATING)	70400
65	UPPER WASHING INLET PIPE	23037
70/A	LOWER WASHING RINSING DISTRIBUTOR	20070D
71	WASHING GROUP O-RING	18025
72/A	SPLASH GUARD	20135P
72/B	WASHING GROUP FIXING NUT	20017
73	WASHING GROUP SEAL RING	20016
74/A	TWO WAYS PARALLEL WASHING RING centre boss	20015
74/B	UPPER RINSING RING	20020
75/A	WASHING NOZZLE JETS	20049
75/B	FIXED UPPER WASHING NOZZLE along side of machine	20040
76	RINSING NOZZLE jets ( 14 )	17025
77/A	WASHING RING OMEGA	20014
77/B	RINSING RING OMEGA	20013
78	M8 BRASS NICKEL RETAINER	17180
79/A	UPPER RINSING TURRET	30981

79/B	O-RING 2016-(103) SILL	18005
79/C	WATER 3/4 GASKET	19050
80	WASHING GROUP STAINLESS STEEL SHAFT	17045
82/A	COMPLETE PUMP FILTER	15905
82/B	PUMP FILTER LOBE HAND WHEEL	120480
82/C	TANK FILTER	80010
82/D	TANK HEATING ELEMENT COVER	80011
83	DETERGENT INJECTOR	16920
85/A	DRAIN ELBOW	20090
85/B	DRAIN ELBOW GASKET	19000
85/C	DRAIN ELBOW NUT	17060
86	FOOT	15135
87	CUTLERY BASKET	30750
	BLUE EARLIER MODELS CENTRE BOSS	20010
	WHITE TOP HAT (for blue centre boss)	20010/1
88	SAUCER HOLDER	30740
89/A	GLASS BASKET	C0006
89/A	DISH BASKET	C00011
90	ANTI POLLUTION DEVICE Check valve	30603
90	WRAS INLET VALVE	30606K
91	CABLE FASTENER	60590
92	COMPLETE AIR RETAINER Air chamber	20100
93	DOOR TIE-RODS BLOCKS	20150
	S/S DOOR PLATES 2 EACH SIDE	
94	HEATING ELEMENT CONNATION COVER	20155
95	UPPER WASHING CONNECTOR	17175
96	DRAIN PLUG	107321
96/A	WASH PIPE CAP	20050
96/B	O-RING WASHING PIPE CAP	18000
96/C	RINSING PIPE CAP	20055
96/D	O-RING RINSING PIPE CAP	18010
99	COMPLETE DOOR CLOSING	20132
	BLACK TUBE FROM R/A PUMP TO BOILER	BLC214
	GRATING WHICH COVERS THE ELEMENT	X
	BADGE	
	O' RING FOR RINSE TANK	
	BLACK TUBE/AIR CAPTURE VESSEL TO PRESSURE SWITCH	BLC214

SYSTEMS  
PROJECT

# SERIES T 35 - 35/S - 40 - 50

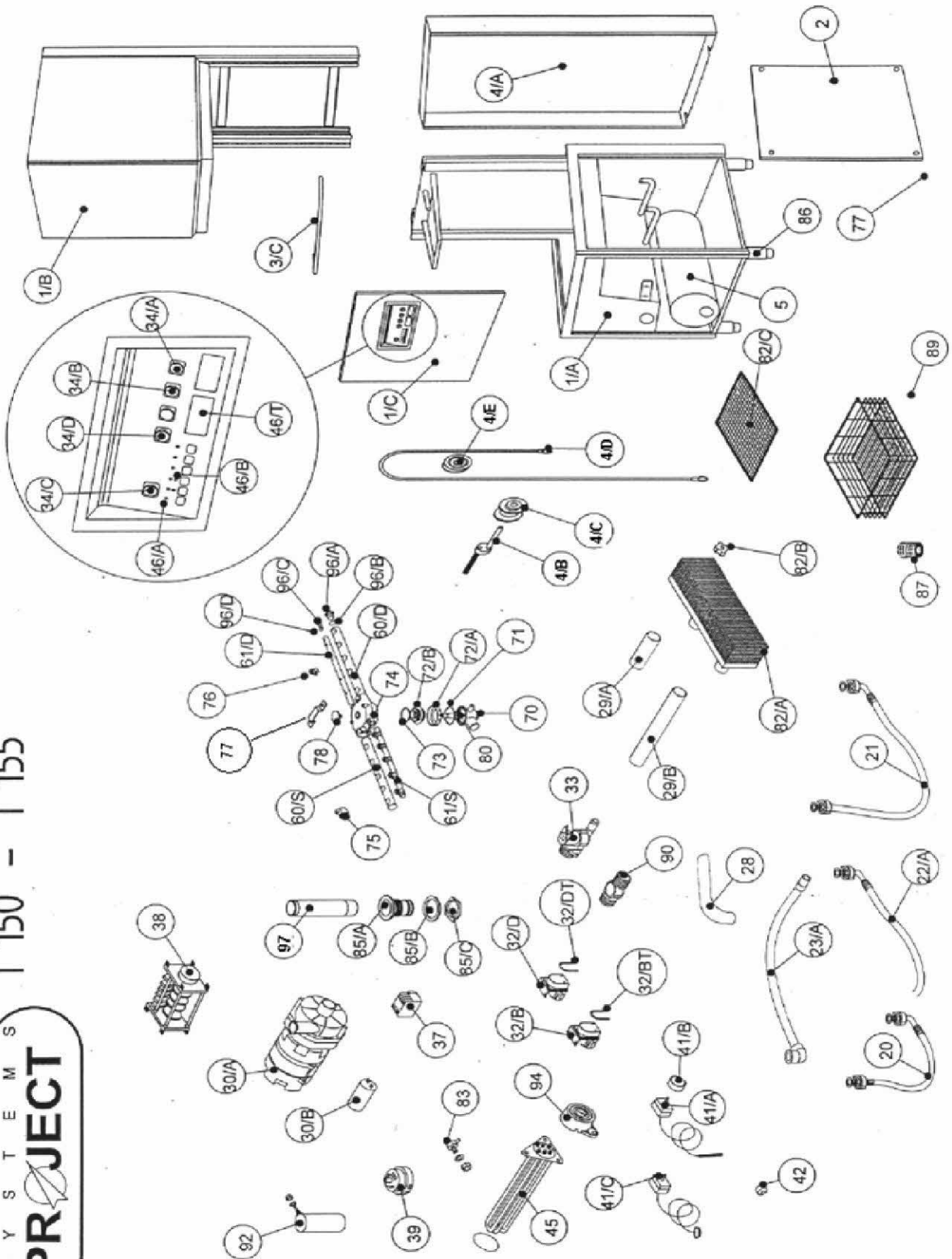


T Series				
Pos.	Description	T40		T50
1/A	COMPLETE CABINET	100000		110000
1/B	INNER JACKET	400002		50002
1/C	SWITCH PANEL	40940		50940
2	UNDER DOOR PANEL	40004		50004
3/A	DOOR	40130		50130
3/B	INNER DOOR	40140		50130
3/C	HANDLE	17230		17230
4/A	BACKSIDE PANEL	40006		50006
4/B	BACKSIDE PANEL GRIPPING	40007		50007
5	BOILER TANK	90930		80930
	RINSE BOOST PUMP	30725		
6/D	COMPLETE RIGHT HINGE	17900DX		17900DX
6/S	COMPLETE LEFT HINGE	17900SX		17900SX
20	ANTI POLLUTION DEVICE FILLING PIPE ( 600020 )	30763		30763
21	WATER INLET PIPE	30760		30760
22/A	LOWER RINSING PIPE	23020		23020
22/B	UPPER RINSING PIPE	30766		30767
23/A	DRAIN PIPE ( grey/concertina )	30770		30770
23/B	DRAIN PUMP PIPE	23030		23030
28	WASH INLET CONNECTOR	23036		23036
29	WASH SUCTION CONNECTOR	23019		23019
30/A	WASHING PUMP	40647		50650
30/B	WASHING PUMP CONDENSOR ( capacitor )	40645		40645
32/B	RINSE AID DOSING PUMP	30683		30683
32/D	DETERGENT DOSING PUMP	30673		30673
32/TB	RINSE AID FILLING PIPE ( peri )	23063		23063
32/TD	DETERGENT FILLING PIPE (peri)	23062		23062
33	SOLENOID WATER INLET VALVE (black )	30600		30600
34/A	START CYCLE PUSH BUTTON ( yellow/round )	30422		30422
34/B	DRAIN PUSH SWITCH OPTIONAL ( blue/round )	30424		30424
34/C	POWER ON/OFF SWITCH ( blue/round )	30423		30423
38	CYCLE PRORAMMER ( timer ) ( T40/single motor ) ( T50/twin motor )	30450		30455
39	PRESSURE SWITCH pressure thermostat	30530		30530
40	DRAIN PUMP (optional)	30661		30661
41/A	THERMOSTAT WITH FEELER Washtank variable up to 90'c	30510		30510
41/B	THERMOSTAT KNOB	30515		30515
41/C	THERMOSTAT WITH PELLET PROBE rinse boiler variable	30514		30514
42	SAFETY THEROMOSTAT Cutout switch pops out wash	30517		30517

43/B	50°C FIXED THERMOSTAT 2 rivets fixed to the side of wash tank	30518	30518
44/B	1500W HEATING ELEMENT Wash tank element	60645	60645
44/C	O'RING FOR TANK HEATING ELEMENT	18030	18030
45	230V 3KW BOILER HEATING ELEMENT NEW TYPE	60640N	
46/A	GREEN PILOT LIGHT	30435	30435
47	DOOR MICRO SWITCH	30610	30610
60/B	COMPLETE WASH /RINSE ARM ASSEMBLY	N/A	50950P
60/S	LEFT LOWER WASHING PIPE	40380	50380
60/D	RIGHT LOWER WASHING PIPE	40370	50370
61/S	LEFT LOWER RINSING PIPE	40404	50390
61/D	RIGHT LOWER RINSING PIPE	40395	50400
63/S	LEFT UPPER WASHING PIPE	30380	40380
63/D	RIGHT UPPER WASHING PIPE	30370	40370
64/S	LEFT UPPER RINSING PIPE	30400	40405
64/D	RIGHT UPPER RINSING PIPE	30390	40395
65	UPPER WASHING INLET PIPE	40120	50120
70/A	LOWER WASHING RINSING DISTRIBUTOR	20070B	20070B
70/B	UPPER WASHING RINSING DISTRIBUTOR	20070C	20700C
71	WASHING GROUP O'RING	18025	18025
72/A	SPLASH GUARD	20135P	20135P
72/B	WASHING GROUP FIXING NUT	20017	20017
73	WASHING GROUP SEAL RING	20016	20016
74/A	TWO WAYS PARALLEL WASHING RING CENTRE BOSS	20015	20015
75/A	WASHING NOZZLE	20049	20049
76	RINSING NOZZLE	17025	17025
77/A	WASHING RING OMEGA	20014	20014
77/B	RINSING RING OMEGA	20013	20013
78	M8 BRASS NICKEL RETAINER	17180	17180
79/B	O'RING 2018-(103)SIL	18005	18005
79/C	WATER 3/4 GASKET	19050	19050
80	WASHING GROUP STAINLESS STEEL SHAFT	17045	17045
82/A	COMPLETE PUMP FILTER	15905	15905
82/B	PUMP FILTER LOBE HAND WHELL	120480	120480
82/C	TANK FILTER (FLATBED)	N/A	80010
82/D	TANK HEATING ELEMENT COVER	N/A	80011
83	DETERGENT INJECTOR	16920	16920
84	DOOR SPRING	15080	15080
85/A	SUCTION DRAIN ELBOW	20090	20090
85/B	DRAIN ELBOW GASKET	19000	19000
85/C	DRAIN ELBOW NUT	17060	17060



86	FOOT	15135	15135
87	SPOON HOLDER	30750	30750
88	SAUCER HOLDER	30740	30740
89/A	GLASS BASKET	C0003	C0005
89/B	DISH BASKET		C00011
90	ANTI POLLUTION DEVICE	30603	30603
91	CABLE FASTNER	60590	60590
92	COMPLETE AIR RETAINER	20100	20100
93	DOOR TIE RODS BLOCKS	20150	20150
94	BOILER ELEMENT COVER	20155	20155
96/A	WASHING PIPE CAP	20050	20050
96/B	O'RING WASHING PIPE CAP	18000	18000
96/C	RINSING PIPE CAP	20055	20055
96/D	O'RING RINSING PIPE CAP	18010	18010
96	DRAIN PLUG	105321	106321
	O'RING FOR WASH ELEMENT		18030
	CONTACT E/S/T 50		30520
	COMPLETE AIR RETAINER		
	BLACK CONSERTINA DRAIN PIPE		200103
	CAPACITOR	40645	50645



**T-Series 155 Parts List**

<b>Pos</b>	<b>Description</b>	<b>T155</b>
1/A	COMPLETE CABINET	150000
1/B	HOOD	150910
1/C	FRONT SWITCH PANEL	150940
2	SIDE PANEL	150004
3/C	HANDLE	150200
4/A	REAR PANEL	150006
4/B	ECCENTRIC PIN	150240
4/C	HOOD SLIDING WHEEL	150230
4/D	COUNTERWEIGHT WIRE	150250
4/E	PULLEY WITH ROLL BEARING AND PIN	150260
5	BOILER WITHOUT HEATING ELEMENT	150930
20	ANTI - POLLUTION DEVICE FILLING PIPE (600020)	30764
21	WATER FILLING PIPE	30760
22/A	RINSING PIPE	30767
23/A	DRAIN PIPE (grey concertina)	30770
25	RINSING "T" CONNECTOR	16010
28	WASH INLET CONNECTOR	23036
29/A	WASH SUCTION CONNECTOR	23018
29/B	UPPER WASHING INLET CONNECTOR	23018S
30/A	WASHING PUMP	50650
30/B	WASHING PUMP CONDENSER (capacitor)	50645
32/B	RINSE AID DOSING PUMP	30683
32/D	DETERGENT DOSING PUMP	30673
32/BT	RINSE-AID PUMP FILLING PIPE	23063
32/DT	DETERGENT FILLING PIPE	23062
33	SOLENOID	30600
34/A	START CYCLE PUSH BUTTON (yellow/round)	30422
34/B	DRAIN PUSH SWITCH OPTIONAL (blue/round)	30424
34/C	POWER ON/OFF BUTTON (blue/round)	30423
34/D	WASHING SELECTOR (green/round)	30425R
37	CONTACTOR/RELAY wash/rinse/pump (3 small ones in a T155)- big 30amp/30525	30520
38	CYCLE PROGRAMMER - (4 minute/twin)	30455
39	PRESSURE SWITCH	30530
41/A	THERMOSTAT WITH FEELER (WASH TANK)	30510
41/B	THERMOSTAT KNOB	30515
41/C	THERMOSTAT WITH PELLET PROBE (RINSE BOILER) variable	30514
42	SAFETY THERMOSTAT pops out wash tank	30517
45	400V 4KW HEATING ELEMENT (wash/rinse)	30640
	400V 6KW HEATING ELEMENT wash and rinse	50640
	400V 8KW HEATING ELEMENT 3 phase (wash/rinse)	50644
46/A	GREEN PILOT LIGHT	30435
46/B	RED PILOT LIGHT	30436
46/T	THERMOMETER (display)	120500
47	DOOR MICROSWITCH	30610



CHECK VALVE SOLENOID HOSE  
INLET HOSE TO WASH PUMP  
OUTLET HOSE FROM WASH PUMP  
HOOD DELAY TIMER SWITCH  
DOOR MICROS SWITCH

108321  
23036  
23018  
100201  
30610